

TK100

Version:
v3.5.100

Date:
13.08.2025



Contents

1	TK100 Series - Introduction	3
1.1	Content checklist	4
1.2	Product information	5
2	Regulatory Compliances	6
2.1	CE and UKCA Notice	6
2.2	FCC PART 15 VERIFICATION STATEMENT (only relevant for models TK102W, TK102W-IO)	7
2.3	ICES-003 ISSUE 7 VERIFICATION STATEMENT (only relevant for models TK102W, TK102W-IO)	7
3	Installation Manual	8
3.1	Typical use	8
3.2	Connection plan	8
3.3	Fast internet connection	9
3.4	Reset to factory settings	14
3.5	Factory default settings:	17
4	System	18
4.1	Preparation	18
4.2	System	20
4.3	Basic Setup	20
4.4	Time	21
4.5	Admin Access	21
4.6	System Log	23
4.7	Configuration Management	23
4.8	Scheduler	24
4.9	Upgrade	24
4.10	25
4.11	Reboot	25
4.12	Logout	25
5	Network	26
5.1	Cellular	26
5.2	WAN/LAN Switch	28
5.3	Link Backup	33
5.4	VRRP	33
5.5	IP Passthrough	35
5.6	Static Route	35
6	Services	36
6.1	DHCP Service	36
6.2	DNS	37
6.3	DNS Relay	37
6.4	DDNS (Dynamic DNS)	38
6.5	SMS	40
6.6	Traffic Manager	42
6.7	Alarm Manager	42
7	Firewall	44
7.1	Basic	44
7.2	Filtering	44
7.3	Content Filtering	45

7.4	Port Mapping	45
7.5	Virtual IP Mapping	46
7.6	DMZ	47
7.7	MAC-IP Bundling	48
7.8	NAT	48
8	QoS	49
8.1	IP BW Limit	49
9	VPN	50
9.1	IPSec Settings	50
9.2	IPSec Tunnels	51
9.3	GRE Tunnels	53
9.4	L2TP Clients	54
9.5	PPTP Clients	56
9.6	OpenVPN Tunnels	58
9.7	OpenVPN Advanced	60
9.8	Certificate Management	61
9.9	ZeroTier	62
9.10	WireGuard	62
10	Tools	64
10.1	PING	64
10.2	Traceroute	65
10.3	Link Speed Test	65
10.4	TCPDUMP	66
11	Application	67
11.1	SMART-EMS	67
12	Status	68
12.1	System	68
12.2	Modem	68
12.3	Traffic Statistics	69
12.4	Alarm	69
12.5	Network Connections	69
12.6	Route Table	70
12.7	Device List	71
12.8	Log	71
12.9	Third Party Software	71
13	Technical Data	73
13.1	Device properties	73
13.2	Environmental requirements	73
13.3	Radio frequencies	73
14	Support	76
15	OSS Clearings	77

1 TK100 Series - Introduction

Copyright notice

Copyright © 2025 Welotec GmbH All rights reserved.

Duplication without authorization is not permitted.

Trademarks

Welotec is a registered trademark of Welotec GmbH. Other trademarks mentioned in this manual are the property of their respective companies.

Legal notice

The information in this document is subject to change without notice and is not binding for Welotec GmbH.

It is possible that this user manual contains technical or typographical errors. Corrections are made regularly without being pointed out in new versions.

Technical support contact information

Welotec GmbH

Zum Hagenbach 7

48366 Laer

Tel.: +49 2554 9130 00

Fax.: +49 2554 9130 10

[Email: support@welotec.com]

Description

The TK100 series industrial routers provide stable, high-speed connectivity between remote devices and customer sites over LAN and (depending on model) LAN or 3G/4G networks. They can operate in a voltage range of 9 to 36 V DC and have a temperature range of -20°C to 70°C with a relative humidity of 95%, ensuring high stability and reliability under severe conditions. The TK100 can be used on the workstation or mounted on DIN rails.

TK100 series products support VPN (IPSec/PPTP/L2TP/GRE/SSL VPN), which guarantees secure connections between remote devices and customer sites.

Important safety notice:

This product is not suitable for the following applications:

- Areas where radio applications (such as cell phones) are not allowed
- Hospitals and other places where the use of cell phones is not allowed
- Gas stations, fuel depots and places where chemicals are stored
- Chemical plants or other locations with explosion hazards Metal surfaces that can weaken the radio signal level

WEEE notice

The European Directive on Waste Electrical and Electronic Equipment (WEEE), which came into force on February 13, 2003, has led to major changes with regard to the reuse and recycling of electrical equipment.

The main objective of this directive is to prevent waste from electrical and electronic equipment and to promote reuse, recycling and other forms of recovery. The WEEE logo (see figure on the left) on the product or packaging indicates that the product must not be disposed of with other household waste. You are responsible for disposing of all discarded electrical and electronic equipment at appropriate collection points. Separate collection and sensible

recycling of your electronic waste helps to use natural resources more sparingly. In addition, proper recycling of waste electrical and electronic equipment ensures human health and environmental protection.



For more information on disposal, recycling, and collection points for waste electrical and electronic equipment, contact your local municipality, waste disposal companies, the distributor, or the manufacturer of the equipment.

1.1 Content checklist

Each TK100 wireless router is delivered in a package with standard accessories. Additional accessories can be ordered. Check the contents of your package carefully and if anything is missing or damaged, contact your sales partner from Welotec GmbH.

Scope of delivery:

Standard accessories:

Accessories	Quantity	Description
TK100-Router	1	TK100 series industrial router
Network cable	1	Network cable CAT5, 1,5 Meter
Manual	1	Data medium with manual
License terms	1	"Third Party Software Notifications and Licenses"
Power supply		
Terminal block	1	2-pole terminal for power supply

Components set (depending on model)

Product	Quantity	Description
TK100-Router	1	TK100 series industrial router
Network cable	1	Network cable CAT5, 1,5 Meter
Cellular antenna	1	5 m Magnetic base antenna 2G/3G/4G
Manual	1	Data medium with manual
License terms	1	"Third Party Software Notification and Licenses"
Power supply		
	1	Table power supply, input 100-240 V AC, output 12 V DC (for TK100), incl. 2-pole terminal block
	1	Plug, European standard

1.2 Product information

1.2.1 Environmental requirements

Operating temperature: -20 to 70°C

Relative humidity during operation: 5 to 95 % (non-condensing)

Storage temperature: -40 to +85°C

1.2.2 Power supply

Power supply: 1 terminal strip (2-pole) incl. voltage socket and serial connection

Input voltage: 9 - 36 V DC

1.2.3 Physical properties

Housing: steel, protection class IP30

Weight: 259 g

Dimensions (mm): 90 x 90 x 25 mm

2 Regulatory Compliances

2.1 CE and UKCA Notice

2.1.1 Complies with: RADIO EQUIPMENT DIRECTIVE 2014/53/EU and Radio Equipment Regulations 2017 (SI 2017 No. 1206)

For models TK102W, TK102W-IO, TK102W-W, TK102W-W-IO:

Article 3.1a Safety: Low Voltage Directive 2014/35/EU

- EN IEC 62368-1 :2020+A11:2020

Article 3.1a Health:

- EN IEC 62311:2020

Article 3.1b EMC: EMC Directive 2014/30/EU

- EN 301 489-1 V2.2.3
- EN 301 489-17 V3.2.6
- EN 55032:2015+A11:2020
- EN 55035:2017+A11:2020
- EN IEC 61000-3-2:2019+A1:2021
- EN 61000-3-3:2013+A2:2021

Article 3.2 Radio:

- EN 300 328 V2.2.2

RoHS 2 Directive 2011/65/EU & 2015/863/EU

For models TK102L, TK102L-W:

Article 3.1a Safety: Low Voltage Directive 2014/35/EU

- EN IEC 62368-1:2020+A11:2020

Article 3.1a Health:

- EN IEC 62311:2020

Article 3.1b EMC: EMC Directive 2014/30/EU

- ETSI EN 301 489-1 V2.2.3 (harmonised)
- ETSI EN 301 489-17 V3.2.4 (harmonised)
- ETSI EN 301 489-52 V1.2.1(harmonised)
- EN 55032:2015+A11:2020
- EN 55035:2017+A11:2020
- EN IEC 61000-3-2:2019
- EN 61000-3-3:2013+A1:2019

Article 3.2 Radio:

- ETSI EN 300 328 V2.2.2 (harmonised)
- ETSI EN 301 908-1 V13.1.1(harmonised)
- ETSI EN 301 908-2 V13.1.1(harmonised)
- ETSI EN 301 908-13 V13.1.1(harmonised)
- ETSI EN 301 511 V12.5.1(harmonised)

Article 3.3 Cyber Security:

- EN 18031-1:2024 (harmonised)

RoHS 2 Directive 2011/65/EU & 2015/863/EU

The corresponding markings are located on the device:



2.2 FCC PART 15 VERIFICATION STATEMENT (only relevant for models TK102W, TK102W-IO)

WARNING

This equipment has been tested and found to comply with the limits for a Class A digital device, pursuant to part 15 of the FCC Rules. These limits are designed to provide reasonable protection against harmful interference when the equipment is operated in a commercial environment. This equipment generates, uses, and can radiate radio frequency energy and, if not installed and used in accordance with the instruction manual, may cause harmful interference to radio communications. Operation of this equipment in a residential area is likely to cause harmful interference in which case the user will be required to correct the interference at his own expense.

Notice: The changes or modifications not expressly approved by the party responsible for compliance could void the user's authority to operate the equipment.

This device complies with part 15 of the FCC Rules. Operation is subject to the following two conditions: (1) This device may not cause harmful interference, and (2) this device must accept any interference received, including interference that may cause undesired operation.

2.3 ICES-003 ISSUE 7 VERIFICATION STATEMENT (only relevant for models TK102W, TK102W-IO)

CAN ICES3(A)/NMB3(A)

This device complies with CAN ICES-003 Issue 7 Class A. Operation is subject to the following two conditions: (1) This device may not cause harmful interference, and (2) this device must accept any interference received, including interference that may cause undesired operation. Cet appareil est conforme à la norme CAN ICES-003 Issue 7 Class A. Le fonctionnement est soumis aux deux conditions suivantes : (1) cet appareil ne doit pas causer d'interférences nuisibles et (2) cet appareil doit accepter toute interférence reçue, y compris les interférences pouvant opération indésirable.

3 Installation Manual

3.1 Typical use

With TK100 series routers, you can connect devices to the Internet with Ethernet, via GPRS/HSUPA/ UMTS/LTE. To ensure security and uninterrupted access, the TK100 series supports VPN connections, enabling remote access and secure data transmission over the Internet.

3.2 Connection plan

Interface	Description
Power connection	9 - 36 V DC
Ethernet ports	Two 10/100 Base-TX RJ45-Ports
Antenna connection (mobile radio)	SMA (f)
SIM card slot	Two slots for SIM card insertion

3.2.1 Meaning of the LED lights

Power	Status	Mobile	Meaning
Off	Off	Off	Turned off
On	Off	Off	System error
On	On	Off	The module or SIM card is not recognized
On	On	Flashing	Dial up
On	On	On	Dial up successful
On	Flashing	On	System upgrade
On	Flashing->On	Off	Reset

Signal strength

Color	Signal strength
Red	Signal 0 - 10
Yellow	Signal 11 - 20
Green	Signal 21 - 30

3.3 Fast internet connection

3.3.1 Inserting the SIM card

Open the TC router SIM/UID slot at the top of the device and insert the SIM card into the card holder.

3.3.2 Antenna installation

After installing the TK100, connect the antenna and screw the antenna tight. Place the antenna where a good signal strength is achieved.



Note: Position and angle may affect signal strength.

3.3.3 Power supply

Connect the power supply included in the package to the device and check whether the LED display for “Power” lights up. Contact Welotec technical support if no indicator lights up. You can configure the TK100 when the power indicator is flashing.

3.3.4 Connecting

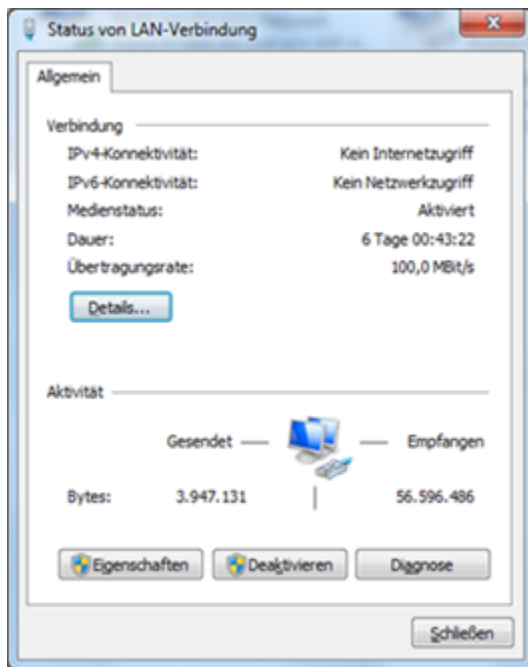
Connect the TK100 to the PC:

1. Connect the Ethernet cable of the TK100 to the PC.
2. Then one LED indicator of the RJ45 interface lights up green and the other indicators flash.

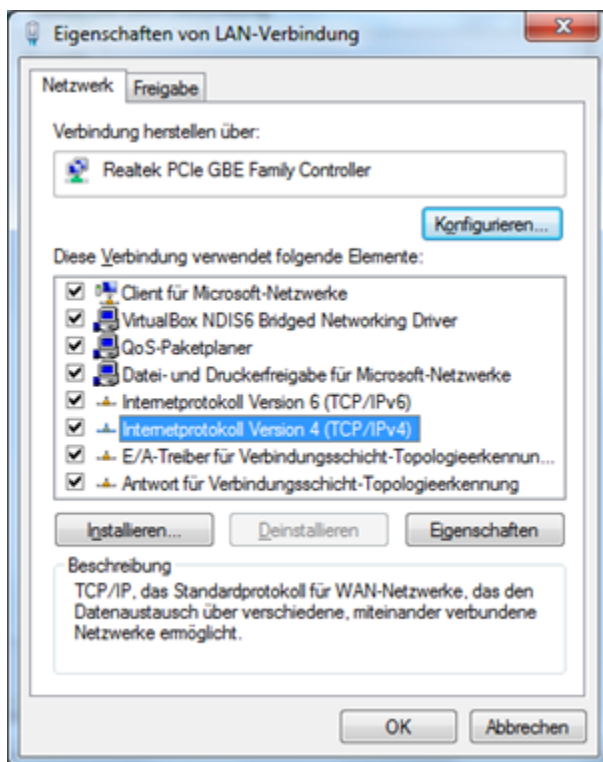
3.3.5 Connecting the TK router device to the PC for the first time

The TK100 router can assign IP addresses for the PC automatically. Set up the PC so that IP addresses are retrieved automatically via DHCP. (Basis is the Windows operating system):

1. Open the Control Panel, double-click the “**Network and Sharing Center**” icon to open the “**Network and Sharing Center**” screen.
2. Click “**LAN Connection**” and open the “**Status of LAN Connection**” screen:

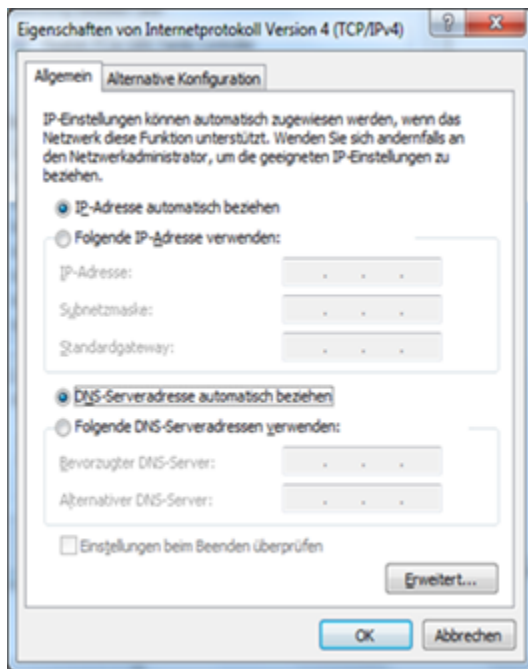


3. Click "**Properties**" and open the LAN connection properties screen:



1. Select "**Internet Protocol Version 4 (TCP/IPv4)**", click the "**Properties**" button, and check if your PC can obtain IP and DNS address automatically. (You can also set up the PC in the subnet: 192.168.2.0/24, e.g. IP: 192.168.2.10, netmask: 255.255.255.0, default gateway: 192.168.2.1)

By clicking "**OK**", the TK router assigns an IP address to the PC: 192.168.2.X, and the gateway: 192.168.2.1 (the default address of the TK100).



After configuring the TCP/IP protocols, you can use the ping command to check whether the connection between the PC and the router is established without errors. The following is an example of running the ping command under Windows 7 :

Windows key+R -> enter "**cmd**" -> Enter key -> enter "**Ping 192.168.2.1**" -> Enter key For this display:

```
Microsoft Windows [Version 6.1.7600]
Copyright (c) 2009 Microsoft Corporation. Alle Rechte vorbehalten.

C:\Users\>ping 192.168.2.1

Ping wird ausgeführt für 192.168.2.1 mit 32 Bytes Daten:
Antwort von 192.168.2.1: Bytes=32 Zeit=1ms TTL=64
Antwort von 192.168.2.1: Bytes=32 Zeit<1ms TTL=64
Antwort von 192.168.2.1: Bytes=32 Zeit<1ms TTL=64
Antwort von 192.168.2.1: Bytes=32 Zeit<1ms TTL=64

Ping-Statistik für 192.168.2.1:
    Pakete: Gesendet = 4, Empfangen = 4, Verloren = 0
    (0% Verlust),
    Ca. Zeitangaben in Millisek.:
    Minimum = 0ms, Maximum = 1ms, Mittelwert = 0ms

C:\Users\>
```

The connection between the PC and the router has been established correctly.

In the following example there are errors:

```

Microsoft Windows [Version 6.1.7600]
Copyright (c) 2009 Microsoft Corporation. Alle Rechte vorbehalten.

C:\Users\>ping 192.168.2.1

Ping wird ausgeführt für 192.168.2.1 mit 32 Bytes Daten:
PING: Fehler bei der Übertragung. Allgemeiner Fehler.
PING: Fehler bei der Übertragung. Allgemeiner Fehler.
PING: Fehler bei der Übertragung. Allgemeiner Fehler.
PING: Fehler bei der Übertragung. Allgemeiner Fehler.

Ping-Statistik für 192.168.2.1:
    Pakete: Gesendet = 4, Empfangen = 0, Verloren = 4
    (100% Verlust),

C:\Users\>_

```

The connection is not working properly and you should go through the instructions again and check your settings.

3.3.6 Configuring the TK100 (Optional)

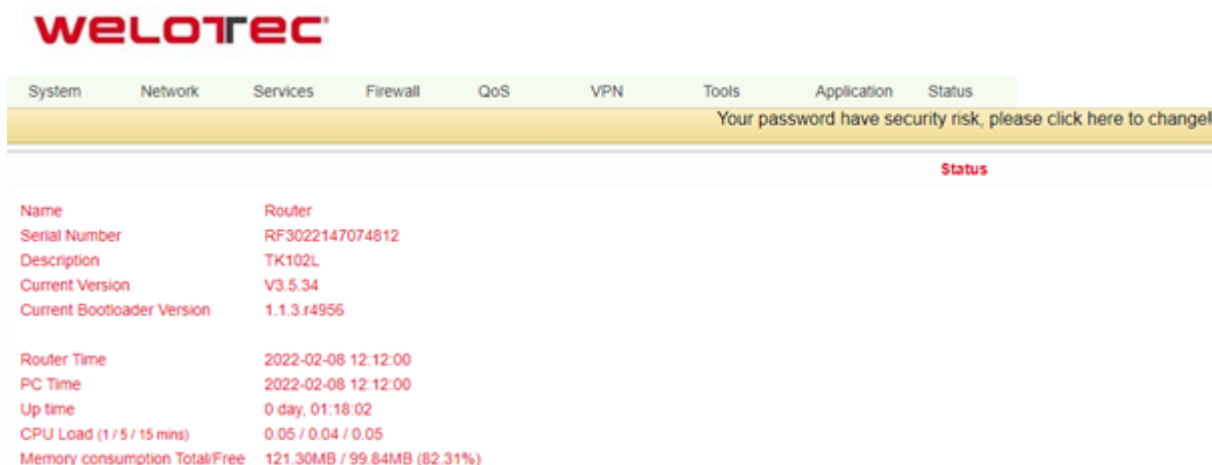
After you have performed the steps described in the previous chapter, you can configure the router:

1. Open any Internet browser (e.g. Google Chrome) and enter the default IP address of the router:
<http://192.168.2.1> The following login page opens:



The image shows a web browser window with a light blue background. In the center is a white box titled "Router Login". Inside this box, there are two input fields: "Username" and "Password". Below these fields is a "Login" button.

Enter the user name (default: adm) and password (default: printed on the device label), and then click “**Login**” to open the configuration screen.



The image shows the WeLotec router configuration page. At the top is the WeLotec logo. Below it is a navigation bar with tabs: System, Network, Services, Firewall, QoS, VPN, Tools, Application, and Status. A yellow banner below the navigation bar reads: "Your password have security risk, please click here to changel". Below the banner is a "Status" section. It contains a table with the following information:

Name	Router
Serial Number	RF3022147074812
Description	TK102L
Current Version	V3.5.34
Current Bootloader Version	1.1.3.r4956
Router Time	2022-02-08 12:12:00
PC Time	2022-02-08 12:12:00
Up time	0 day, 01:18:02
CPU Load (1 / 5 / 15 mins)	0.05 / 0.04 / 0.05
Memory consumption Total/Free	121.30MB / 99.84MB (82.31%)

If you want to set your own IP for the router: Click **Network > LAN**.

System Network Services Firewall QoS VPN Tools Application Status

Your password have security risk, please click here to change!

LAN

Type: Static IP

MAC Address: 00:18:05:1C:AD:E8 Default

IP Address: 192.168.2.1

Netmask: 255.255.255.0

MTU: Default 1500

LAN Mode: Auto Negotiation

Multi-IP Settings

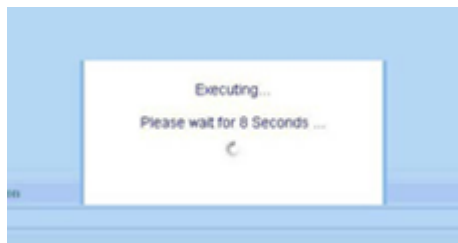
IP Address	Netmask	Description

Add

Apply Cancel

Change the IP address to **192.168.1.254**, for example.

Click “**Apply**” and the following screen will be displayed:



The IP address of the TK100 has been changed. So that you can now access the configuration page again, the PC must be set up in the same subnet, for example: **192.168.1.10/24** – Then enter the changed IP address (**192.168.1.254**) in your browser.

3.3.7 Connecting the TK router to the Internet

Perform the following configuration steps to establish a connection between the TK100 and the Internet.

Click **Network > Cellular**, and enable the function with **Enable**:

System Network Services Firewall QoS VPN Tools Application Status

Your password have security risk, please click here to change!

Cellular

Enable: ☒

Time schedule: ALL Schedule Management

PPPoE Bridge: ☐

Shared Connection(NAT): ☒

Default Route: ☒

SIM1 Network Provider: T-Mobile (public IP) Manage

Network Select Type: Auto

Static IP: ☐

Connection Mode: Always Online

Redial Interval: 30 Seconds

Show Advanced Options: ☐

Profiles

Index	APN	Access Number	Authentication Type	Username	Password
1		*999	Auto		

Add

Apply Cancel

Check the entries and select a preset network provider under **SIM1 Network Provider**, or add a self-created profile of a provider:

You can obtain the APN, dial-in number, user name and password from your local network provider. Ask them for the details.




Via **Show Advanced Options** you can make further settings, such as the PIN code if it is set on the SIM card.

Show Advanced Options	<input checked="" type="checkbox"/>
Dual SIM Enable	<input type="checkbox"/>
Initial Commands	<input type="text" value="AT"/>
Binding ICCID	<input type="text"/>
PIN Code	<input type="text"/>
Dial Timeout	<input type="text" value="120"/> Seconds
MTU	<input type="text" value="1500"/>
MRU	<input type="text" value="1500"/>
TX Queue Length	<input type="text" value="64"/>
Enable IP head compression	<input checked="" type="checkbox"/>
Use default asyncmap	<input type="checkbox"/>
Use Peer DNS	<input checked="" type="checkbox"/>
Link Detection Interval	<input type="text" value="55"/> Seconds(0: disable)
Link Detection Max Retries	<input type="text" value="3"/>
Debug	<input type="checkbox"/>
Debug Modem	<input type="checkbox"/>
Expert Options	<input type="text" value="nomppe nomppc nodeflate nobsdcomp novj novjccomp noccg"/>
ICMP Detection Mode	<input type="text" value="Ignore Traffic"/>
ICMP Detection Server	<input type="text"/>
ICMP Detection Interval	<input type="text" value="30"/> Seconds
ICMP Detection Timeout	<input type="text" value="20"/> Seconds
ICMP Detection Retries	<input type="text" value="5"/>

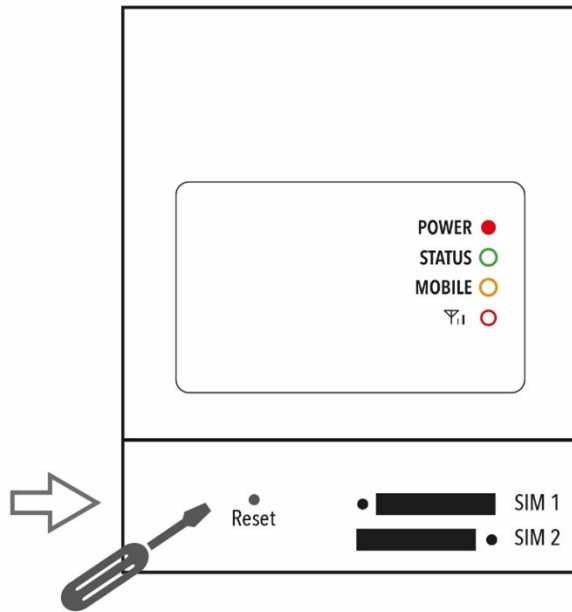
If you have set the correct configuration, the TK100 can now connect to the Internet. Open an Internet browser, type “[www.welotec.com][www.welotec.com]” and the Welotec website will open.

3.4 Reset to factory settings

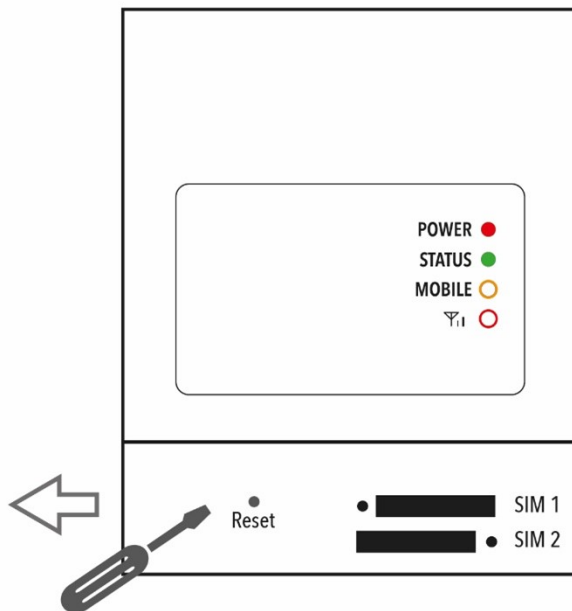
3.4.1 Hardware method

 = LED leuchtet
  = LED leuchtet nicht
  = LED blinkt

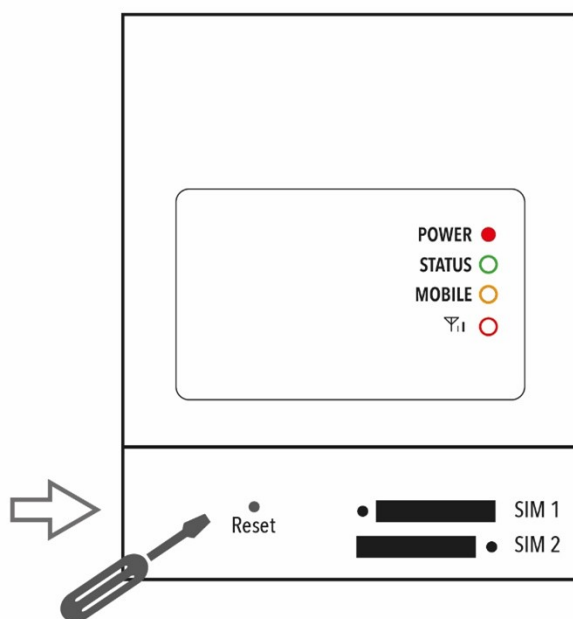
1. Press the **RESET** key while turning on the TK100:



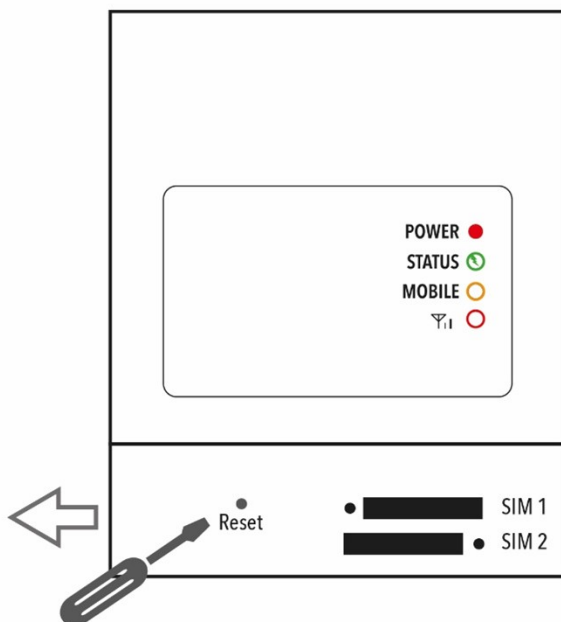
2. As soon as the **Status** LED lights up (approx. 15 seconds after switching on), release the **RESET button**:



3. After a few seconds, the **Status** LED light will stop glowing. Now press the **RESET button** again:



4. The **Status** LED light will then flash, indicating that the reset to the default setting was successful.



3.4.2 Web method

1.) Log in to the TK100 web-based user interface and select **System > Config Management**:



The screenshot shows the TK100 web-based user interface. At the top, there is a navigation bar with tabs: System, Network, Services, Firewall, QoS, VPN, Tools, Application, and Status. Below the navigation bar, a yellow warning message states: "Your password have security risk, please click here to change!". The main content area is titled "Config Management" in red. Under this title, there is a section for "Router Configuration" which includes a text input field showing "No file selected.", a "Browse..." button, an "Import" button, and a "Backup" button. Below this, there is a "Restore default configuration" button. Another section titled "Network Provider (ISP)" also includes a text input field showing "No file selected.", a "Browse..." button, an "Import" button, and a "Backup" button.

2.) Click **Restore default configuration** to reset the TK100 to its factory settings. After that the router will be re-booted.

3.5 Factory default settings:

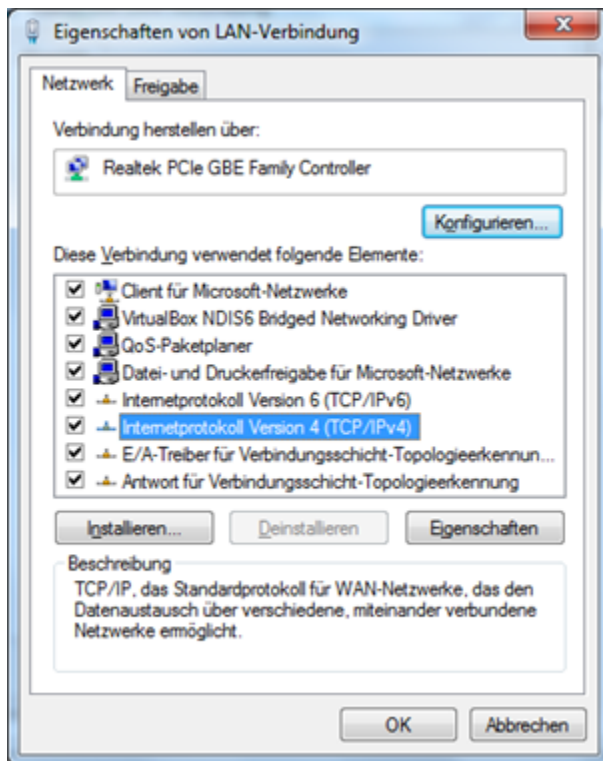
- IP: 192.168.2.1
- Netmask: 255.255.255.0
- Username: adm
- Password: (printed on the device label)
- Serial Parameter: 115200-N-8-1

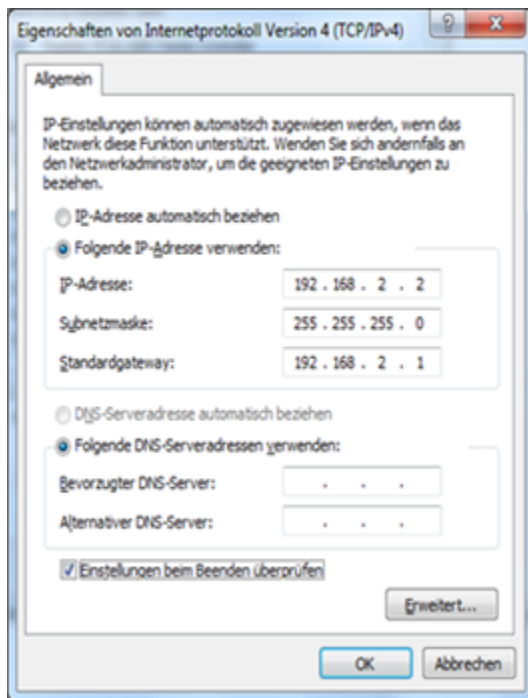
4 System

The TK-100 Router must be properly configured before use. This chapter describes the web-based configuration.

4.1 Preparation

First connect your devices to the TK100 via cable or hub (switch) and set the IP address for the PC and TK100 in the same subnet, e.g.: set the PC IP address to 192.168.2.2, netmask: 255.255.255.0, gateway (default IP of TK100: 192.168.2.1):



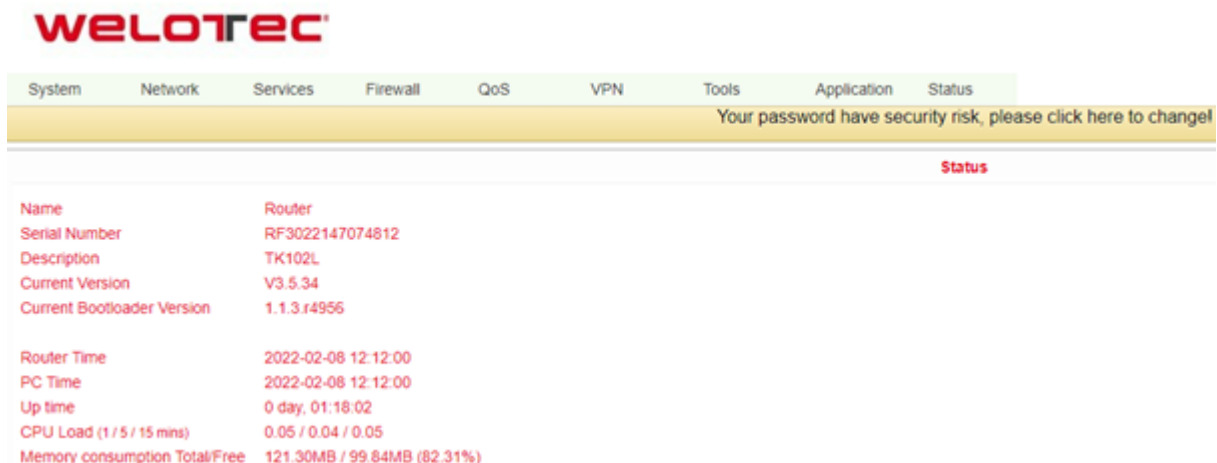


Open an Internet browser and enter the IP address of the TK100: [<http://192.168.2.1>][<http://192.168.2.1>.*] (default IP of the TK100).

On the following login page, you must log in as an administrator. Enter the user name and password (default: *adm/123456*).

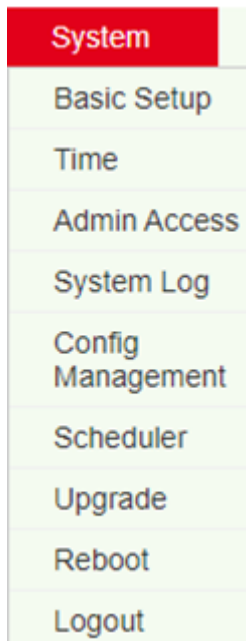


Click on “Login” to open the configuration page.



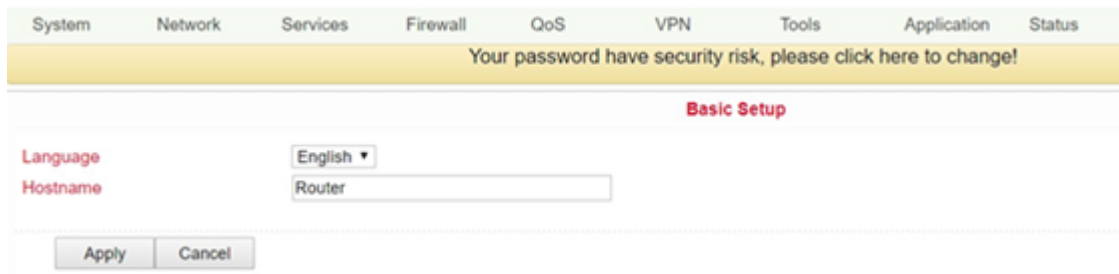
4.2 System

The system settings include the following 9 areas: Basic Setup, Time, Admin Access, System Log, Config Management, Scheduler, Upgrade, Reboot and Logout.



4.3 Basic Setup

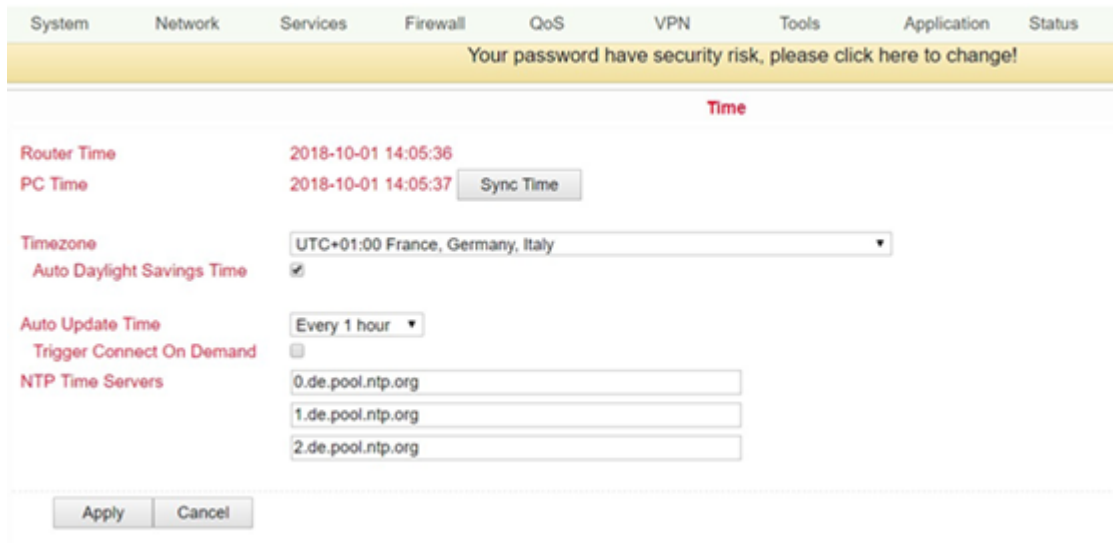
In the Basic Setup you can change the language of the menu and the host name. This menu item can be accessed via *System > Basic Setup*.



Parameter Name	Description	Standard
Language	Set language for configuration page	English
Host Name	Hostname TK100	Router

4.4 Time

In this menu item the system time of the router can be adjusted. It is also possible to set up a time server (NTP Time Server) to automatically keep the system time up to date.



System Network Services Firewall QoS VPN Tools Application Status

Your password have security risk, please click here to change!

Time

Router Time 2018-10-01 14:05:36

PC Time 2018-10-01 14:05:37

Timezone UTC+01:00 France, Germany, Italy

Auto Daylight Savings Time ☒

Auto Update Time Every 1 hour

Trigger Connect On Demand ☐

NTP Time Servers

0.de.pool.ntp.org

1.de.pool.ntp.org

2.de.pool.ntp.org

Name	Description	Standard
Router Time	Router time	2017-08-01 16:00:00
PC Time	Time of the PC (or the time of the device connected to the router)	The Sync Time button can be used to synchronize the time with the connected device.
Timezone	Set time zone	Selectable time zone
Auto Daylight Savings Time	Automatic changeover summer time/winter time	Disabled
Auto Update Time	Time of the automatic time update	Disabled
NTP Time Servers (after enabling the "Auto Update Time" option)	Setting for NTP time server (maximum three entries)	pool.ntp.org

4.5 Admin Access

In this area you can change or adjust important settings, such as the password of the administrator or the port assignment for access to the router. These settings can be reached via **System > Admin Access**.

System Network Services Firewall QoS VPN Tools Application Status

Your password have security risk, please click here to change!

Admin Access

Username / Password

Username:

Old Password:

New Password:

Confirm New Password:

Management

Enable	Service Type	Service Port	Local access	Remote access	Allowed addresses from WAN (Optional)	Description
<input checked="" type="checkbox"/>	HTTP	80	<input checked="" type="checkbox"/>	<input checked="" type="checkbox"/>		
<input type="checkbox"/>	HTTPS	443	<input type="checkbox"/>	<input type="checkbox"/>		
<input checked="" type="checkbox"/>	TELNET	23	<input checked="" type="checkbox"/>	<input type="checkbox"/>		
<input type="checkbox"/>	SSH	22	<input type="checkbox"/>	<input type="checkbox"/>		

Non-privileged users

Username	Password
<input type="text"/>	<input type="password"/>

Other Parameters

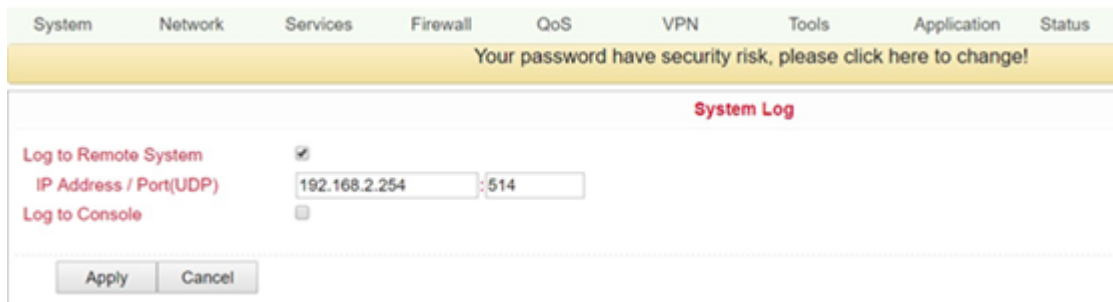
Login timeout: seconds

Apply Cancel

Name	Description	Standard
User-name/Password		
Username	Username for login to the configuration page	adm
Old Password	To change the password, it is necessary to enter the old password	123456
New Password	Enter new password	
Confirm New Password	Enter new password again	
Connection Management		
Enable	Select to enable	Enabled
Service Type	HTTP/HTTPS/TELNET/SSH	80/443/23/22
Local Access	Enabled - allow router to be managed over LAN (e.g. : HTTP)	Enabled
Remote Access	Enabled - Allow the TK100 to be managed over WAN (e.g. : HTTP)	Enabled
Description	Describe management parameters (without effect on TK100)	
Non-privileged users		
Username	Create username without administrator rights	
Password	Create password for user without administrator rights	
Andere Parameter		
Login Timeout	Set log timeout, after this value the configuration page will be disconnected and you have to log in again	

4.6 System Log

Settings options for logging log files. You can reach these via **System > System Log**.



Name	Description	Standard
Log to Remote System	Enable remote log server	Disabled (if enabled, IP address and port can be entered)
IP Address/Port (UDP)	Set IP address and port of the remote protocol server	Port: 514
Log to Console	Output of the log on the serial interface	Disabled

4.7 Configuration Management

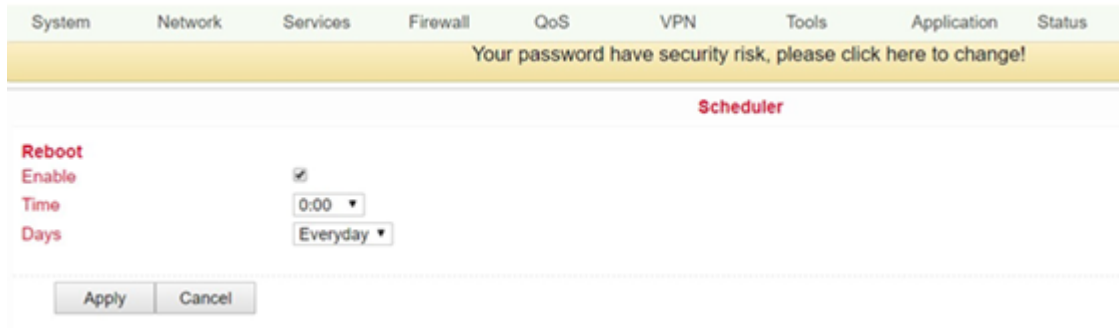
Backup and import of router configurations, as well as reset to factory settings of the router and backup or restore the provider data. You can reach this menu item via **System > Config Management**.



Name	Description
Router Configuration	Upload/save configuration file for import/backup
Restore default configuration	Click to reset the TK100 (to activate the default configuration, the TK100 must be restarted)
Network Provider (ISP)	To import or save APN, username, password and other parameters from traditional operator
Browse	With the Browse button you can select the file with the settings to be uploaded via Import

4.8 Scheduler

The scheduler is used to set the automatic reboot for the router. You can define the settings for this via **System > Scheduler**.

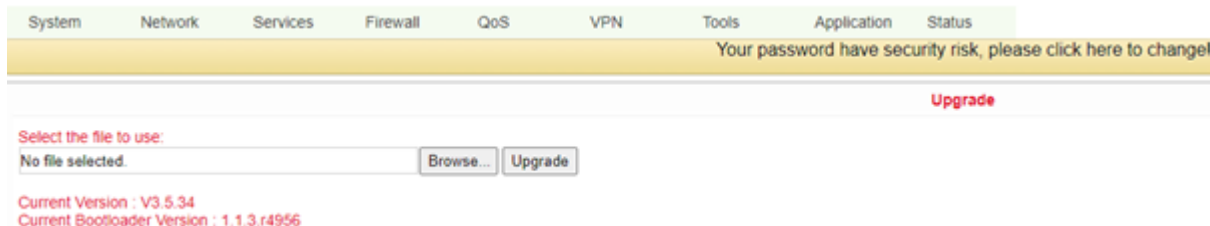


The screenshot shows the 'Scheduler' page under the 'System' tab. At the top, there is a navigation bar with tabs: System, Network, Services, Firewall, QoS, VPN, Tools, Application, and Status. Below the navigation bar is a yellow warning banner that reads: 'Your password have security risk, please click here to change!'. The main heading is 'Scheduler'. Under the 'Reboot' section, there is a checkbox labeled 'Enable' which is checked. Below it, there are two dropdown menus: 'Time' set to '0:00' and 'Days' set to 'Everyday'. At the bottom of the section are 'Apply' and 'Cancel' buttons.

Name	Description
Enable	Switches the Auto Reboot on or off
Time	Time when the TK100 router should be rebooted
Days	Select "Everyday" for daily rebooting

4.9 Upgrade

In this area, the router provides you with an interface for updating the firmware. To be reached via **System > Upgrade**.



The screenshot shows the 'Upgrade' page under the 'System' tab. At the top, there is a navigation bar with tabs: System, Network, Services, Firewall, QoS, VPN, Tools, Application, and Status. Below the navigation bar is a yellow warning banner that reads: 'Your password have security risk, please click here to change!'. The main heading is 'Upgrade'. Under the 'Select the file to use:' section, there is a text box that says 'No file selected.' and two buttons: 'Browse...' and 'Upgrade'. Below this, there is a section showing the current versions: 'Current Version : V3.5.34' and 'Current Bootloader Version : 1.1.3.r4956'.

To update the system, use the **Select file** button to select the update file (e.g. TK100-V3.5.xxx.bin) in your file system. Click the **"Upgrade"** button and confirm the start of the upgrade

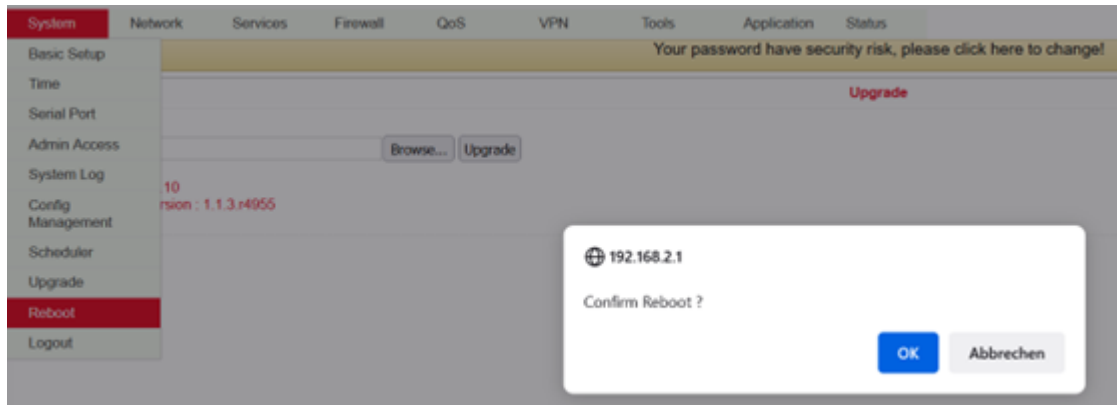


After successfully updating the firmware, click **Reboot** to restart the TK100.

4.10

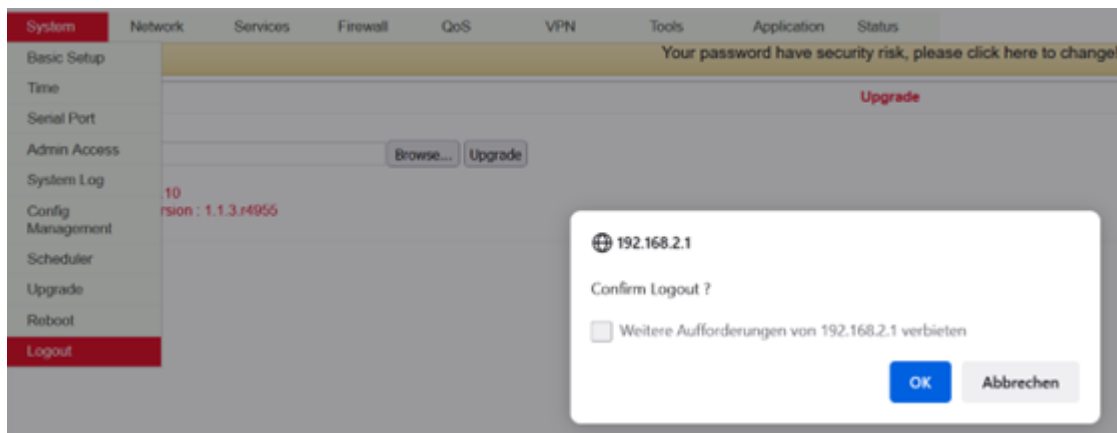
4.11 Reboot

If you need to reboot your router, select **System > Reboot**. Then click “OK” to reboot the system.



4.12 Logout

To log out from the system, click **System > Logout** and confirm the logout with “OK”.



5 Network

Use the network settings to configure Cellular, WAN/LAN Switch, LAN, Link Backup, VRRP, IP Passthrough, Static Route

5.1 Cellular

In this menu area you define and configure the dial-up of your router. Can be reached via **Network > Cellular**.

Check the entries and select a preset network provider under **SIM1 Network Provider**, or add a self-created profile of a provider:

You can obtain the APN, dial-in number, user name and password from your local network provider. Ask them for the details.

Via **Show Advanced Options** you can make further settings, such as the PIN code if it is set on the SIM card.



System Network Services Firewall QoS VPN Tools Application Status

Your password have security risk, please click here to change!

Cellular

Enable ☒

Time schedule ALL Schedule Management

PPPoE Bridge ☐

Shared Connection(NAT) ☒

Default Route ☒

SIM1 Network Provider T-Mobile (public IP) Manage

Network Select Type Auto

Static IP ☐

Connection Mode Always Online

Redial Interval 30 Seconds

Show Advanced Options ☐

Profiles

Index	APN	Access Number	Authentication Type	Username	Password
1		*9912	Auto		

Add

Apply Cancel

Name	Description	Standard
Enable	Enables the dialup function	Enabled
Time Schedule	Set time for online and offline (see also 3.2.1.1)	All
Shared Connec- tion (NAT)	Enabled - device connected to router	Enabled
Default Route	Mobile radio interface as standard route to the Internet	Enabled
Network Provider (ISP)	Select local ISP, if not listed here select "Custom"	Custom
APN	APN parameters supplied by the provider	internet.t-d1-de (Telekom)
Access Number	Dial-up parameters provided by the local ISP	99**1#
Username	Username provided by the provider	tm
Password	Password provided by the local ISP	tm
Network Select Type	Select mobile network type (2G, 3G, 4G only)	Auto
Connection Mode	Connection mode: Router is always online	Always Online
Redial Interval	If dial-up fails, the TK router dials again after this interval	30 seconds
Show Advanced Options	Allows configuring advanced options	Disabled
PIN Code	Field for the PIN number of the SIM card	Empty
MTU	Set MTU (Maximum Transmisson Unit)	1500
Authentication Type	PAP, CHAP	Auto
Use Peer DNS	Enable the option to accept peer DNS	Enabled
Link Detection In- terval	Set interval for connection detection (0 = disabled)	55 seconds
Debug	Enable debug mode	Disabled
Debug Modem	Enable debug modem	Disabled
ICMP Detection Mode	Monitor Traffic: Only when no data is flowing a Keep Alive ping is sent at regular intervals	Monitor Traffic
ICMP Detection Server	Set server for ICMP detection; empty field means none is available	Empty
ICMP Detection In- terval	Set interval for ICMP detection	30 seconds
ICMP Detection Timeout	Set timeout for ICMP detection (TK100 is restarted on ICMP time-out)	20 seconds
ICMP Detection Retries	Set maximum number of retries if ICMP fails	5

5.1.1 Schedule Management

Schedule management (next to “Time schedule “):

Enable

Time schedule



ALL ▾

Schedule Management

Here you can run your own dialup strategy, i.e. you can specify here over three time ranges when the router should be online.



Name	Description	Standard
Name	Name for the schedule	Schedule_1
Sunday	Sunday	Empty
Monday	Monday	Enabled
Tuesday	Tuesday	Enabled
Wednesday	Wednesday	Enabled
Thursday	Thursday	Enabled
Friday	Friday	Enabled
Saturday	Saturday	Empty
Time Range 1	Set time range 1	9:00 - 12:00
Time Range 2	Set time range 2	14:00 - 18:00
Time Range 3	Set time range 3	0:00 - 0:00
Description	Describe configuration	Empty

You can also create multiple schedules if, for example, different working hours apply on one working day.

5.2 WAN/LAN Switch

Here you can set up a new WAN (Wide Area Network) or make settings for your LAN. To be reached via **Network > WAN/LAN Switch**. Under this tab you can decide whether the port should be used for WAN or LAN.



On this page the type of the WAN port can be set:

Name	Description	Standard
Type	Static IP Dynamic Address (DHCP) ADSL Dialup (PPPoE) Disabled	Disabled

Only one WAN type can be enabled at a time. Enabling one type disables another.

5.2.1 Static IP

Static IP can also be used for configuring the LAN.

System
Network
Services
Firewall
QoS
VPN
Tools
Application
Status

Your password have security risk, please click here to change!

WAN

Type
Static IP

Shared Connection(NAT)
☒

Default Route
☒

MAC Address
00:18:05:0C:C3:9B
Default
Clone

IP Address
192.168.2.254

Netmask
255.255.255.0

Gateway
192.168.2.1

MTU
Default
1500

Multi-IP Settings

IP Address	Netmask	Description

Apply
Cancel

Name	Description	Standard
Type	Static IP	Disabled
Shared Connection (NAT)	Enabled - local device connected to router can access the Internet	Enabled
Default Route	Mobile radio interface as standard route to the Internet	Enabled
MAC Address	Set MAC address (button Default = standard, Clone = newly created MAC address)	Default
IP Address	Set IP address for WAN port	192.168.1.29
Netmask	Set netmask for WAN port	255.255.255.0
Gateway	Set WAN gateway	192.168.1.1
MTU	Set the Maximum Transmission Unit (MTU), the options "Default" and "Manual" are possible.	Default = 1500
Multi-IP Settings (a maximum of 8 additional IP addresses can be defined)		
IP Address	Set another IP address for LAN	Empty
Netmask	Set netmask	Empty
Description	Describe settings	Empty

5.2.2 Dynamic Address (DHCP)

Dynamic Address can also be used for LAN settings.

System
Network
Services
Firewall
QoS
VPN
Tools
Application
Status

Your password have security risk, please click here to change!

WAN

Type
Dynamic Address (DHCP)

Shared Connection(NAT)
☒

Default Route
☒

MAC Address
00:18:05:0C:C3:9B
Default
Clone

MTU
Default
1500

Apply
Cancel

Name	Description	Standard
Type	Dynamic Address (DHCP)	Disabled
Share Connection (NAT)	Enabled - local device connected to router can access the Internet	Enabled
Default Route	Mobile radio interface as standard route to the Internet	Enabled
MAC Address	Set MAC address	
MTU	Set the Maximum Transmission Unit (MTU), the options "Default" and "Manual" are possible	Default = 1500

5.2.3 ADSL Dialup (PPPoE)

System	Network	Services	Firewall	QoS	VPN	Tools	Application	Status
Your password have security risk, please click here to change!								
WAN								
Type	ADSL Dialup (PPPoE) ▼							
Shared Connection(NAT)	<input checked="" type="checkbox"/>							
Default Route	<input checked="" type="checkbox"/>							
MAC Address	00:18:05:0C:C3:9B		Default		Clone			
MTU	Default ▼		1492					
ADSL Dialup (PPPoE) Settings								
Username	<input type="text"/>							
Password	<input type="password"/>							
Static IP	<input type="checkbox"/>							
Connection Mode	Always Online ▼							
Show Advanced Options	<input checked="" type="checkbox"/>							
Service Name	<input type="text"/>							
TX Queue Length	<input type="text" value="3"/>							
Enable IP head compression	<input type="checkbox"/>							
Use Peer DNS	<input checked="" type="checkbox"/>							
Link Detection Interval	<input type="text" value="55"/>		Seconds					
Link Detection Max Retries	<input type="text" value="10"/>							
Debug	<input type="checkbox"/>							
Expert Options	<input type="text"/>							
ICMP Detection Server	<input type="text"/>							
ICMP Detection Interval	<input type="text" value="30"/>		Seconds					
ICMP Detection Timeout	<input type="text" value="20"/>		Seconds					
ICMP Detection Retries	<input type="text" value="3"/>							
<input type="button" value="Apply"/> <input type="button" value="Cancel"/>								

Name	Description	Standard
Type	ADSL Dialup (PPPoE)	Disabled
Share Connection (NAT)	Enabled - local device connected to router can access the Internet	Enabled
Default Route	Mobile radio interface as standard route to the Internet	Enabled
MAC Address	Set MAC address	
MTU	Set the maximum transmission unit (MTU), the options "Default" and "Manual" are possible	Default = 1492
ADSL Dialup (PPPoE) Settings		
Username	Set username for dialing in	Empty
Password	Set password for dialing in	Empty
Static IP	Enable static IP addresses	Disabled
Connection Mode	Set connection mode ("Connect on Demand"/"Always On-line"/"Manual")	Always Online
Show Advanced Options		
Show advanced options	Enable advanced configuration	Disabled
Service Name	Here you can enter a name for the service	Empty
TX Queue Length	Set the length of the transfer queue	3
Enable IP head compression	Click to enable IP header compression	Empty
Use Peer DNS	Enable peer DNS for users	Disabled
Link Detection Interval	Set interval for connection detection	55 seconds
Link Detection Max Retries	Set maximum number of retries for link detection	10 (times)
Debug	Select to enable debug mode	Disabled
Expert Options	Set expert parameters	Empty
ICMP Detection Server	Set server for ICMP detection	Empty
ICMP Detection Interval	Set time for ICMP detection	30
ICMP Detection Timeout	Set timeout for ICMP detection	3
ICMP Detection Retries	Set maximum number of retries for ICMP detection	3

5.3 Link Backup

This option secures connections between wireless WAN and Ethernet WAN. If one WAN fails, the TK100 automatically uses the other. You can configure this under **Network > Link Backup**.

System	Network	Services	Firewall	QoS	VPN	Tools	Application	Status
Your password have security risk, please click h								
Link Backup								
Enable	<input checked="" type="checkbox"/>							
Backup Mode	Hot Failover							
Main Link	WAN							
ICMP Detection Server								
Backup Link	Cellular 1							
ICMP Detection Interval	10 Seconds							
ICMP Detection Timeout	3 Seconds							
ICMP Detection Retries	3							
Restart Interface When ICMP Failed	<input type="checkbox"/>							
<input type="button" value="Apply"/> <input type="button" value="Cancel"/>								

Name	Description	Standard
Enable	Enable the connection backup service	Disabled
Main Link	Selection of WAN, dialup and WAN (STA) as main WAN possible	WAN
ICMP Detection Server	ICMP can ensure a connection to a specific destination	Enabled
ICMP Detection Interval	Time interval between ICMP packets	10
ICMP Detection Timeout	Timeout for the individual ICMP packets	3 (seconds)
ICMP Detection Retries	If no retry of ICMP detection was successful, the backup connection is selected	3
Backup Link	Select backup link	Dialup
Backup Mode	Hot Backup / Cold Backup	Hot Backup

5.4 VRRP

The Virtual Router Redundancy Protocol (VRRP) is a method for increasing the availability of important gateways in local networks by means of redundant routers. Several physical routers are combined into a logical group. This group of routers now presents itself in the network as a logical virtual router. For this purpose, the logical router is assigned a virtual IP address and a virtual MAC address. One of the routers within the group is defined as the virtual master router, which then binds the virtual MAC address and the virtual IP address to its network interface and informs the other routers of the group, which act as virtual backup routers. You can set up this function under **Services > VRRP**.

System
Network
Services
Firewall
QoS
VPN
Tools
Application
Status

Your password have security risk, please click here to change!

VRRP

Enable VRRP-I
☒

Group ID
1

Priority
20 (254:highest)

Advertisement Interval
60 Seconds

Virtual IP

Authentication Type
None

Monitor
None

Enable VRRP-II
☒

Group ID
2

Priority
10 (254:highest)

Advertisement Interval
60 Seconds

Virtual IP

Authentication Type
None

Monitor
None

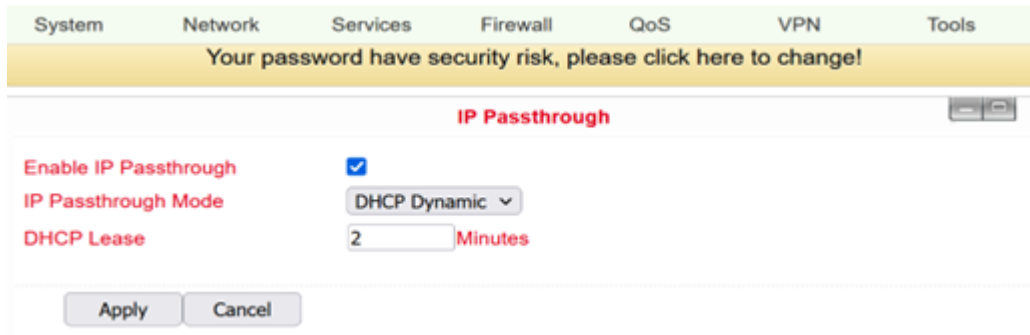
Apply
Cancel

The TK100 series offers the possibility to create two different VRRP (VRRP I and VRRP II) groups.

Name	Description	Standard
Enable VRRP-I	Select to enable VRRP	Disabled
Group ID	Select group ID for router (range 1-255)	1
Priority	Select priority for router (range 1-254)	20 (the larger the number, the higher the priority)
Advertisement Interval	Set advertisement interval	60 seconds
Virtual IP	Set virtual IP address for the group	Empty
Authentication Type	Optional: Typ "None/Password Authentication"	None. If Password Authentication is selected, a password can be assigned
Virtual MAC	Virtual MAC address	Disabled
Monitor	Checking the WAN connection	None
Enable VRRP-II	Select to activate VRRP	Disabled
Group ID	Select group ID for router (range 1-255)	2
Priority	Select priority for router (range 1-254)	10 (the larger the number, the higher the priority)
Advertisement Interval	Set advertisement interval	60 seconds
Virtual IP	Set virtual IP for the 2nd group	Empty
Authentication type	Optional: Typ "None/Password Authentication"	None. If Password Authentication is selected, a password can be assigned
Virtual MAC	Virtual MAC address	Disabled
Monitor	Checking the WAN connection	None

5.5 IP Passthrough

Here you can assign the WAN IP to a device connected to a LAN port.

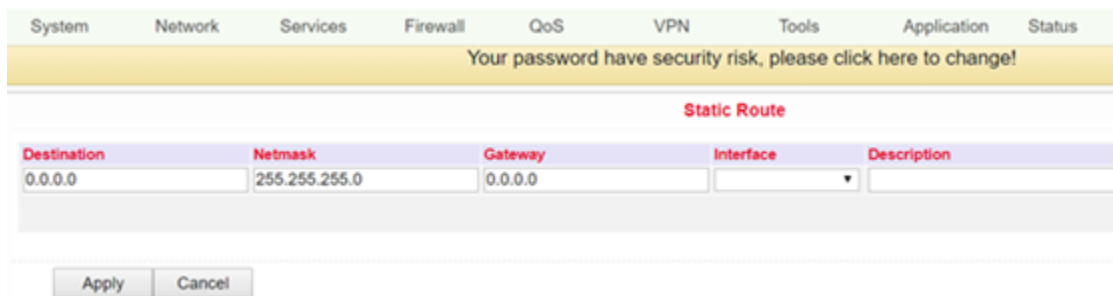


The screenshot shows the 'IP Passthrough' configuration page. At the top, there are tabs for System, Network, Services, Firewall, QoS, VPN, and Tools. A yellow banner below the tabs reads 'Your password have security risk, please click here to change!'. The page title is 'IP Passthrough'. Below the title, there are three settings: 'Enable IP Passthrough' with a checked checkbox, 'IP Passthrough Mode' set to 'DHCP Dynamic' in a dropdown menu, and 'DHCP Lease' set to '2' in a text box followed by 'Minutes'. At the bottom, there are 'Apply' and 'Cancel' buttons.

Only one device can get this IP address and access the Internet. The LAN port should be of the Static type. The function does not work with a link backup.

5.6 Static Route

Here it is possible to add static routes. Static routes provide your router with additional routing information. Under normal circumstances, the router has sufficient information when configured for Internet access, and no additional static routes need to be configured. Static routes need to be set only in exceptional circumstances, such as when your network contains multiple routers or IP subnets. You can add static routes under **Network > Static Route** by clicking the Add button.



The screenshot shows the 'Static Route' configuration page. At the top, there are tabs for System, Network, Services, Firewall, QoS, VPN, Tools, Application, and Status. A yellow banner below the tabs reads 'Your password have security risk, please click here to change!'. The page title is 'Static Route'. Below the title, there is a table with five columns: Destination, Netmask, Gateway, Interface, and Description. The first row has the following values: Destination: 0.0.0.0, Netmask: 255.255.255.0, Gateway: 0.0.0.0, Interface: a dropdown menu, and Description: an empty text box. At the bottom, there are 'Apply' and 'Cancel' buttons.

Name	Description	Standard
Destination	Set IP address of the destination	Empty
Netmask	Set subnet mask of the destination	255.255.255.0
Gateway	Set gateway of the destination	Empty
Interface	Optional LAN/WAN port access to destination	Empty
Description	Freely selectable name for the static route	Empty

6 Services

Within the service settings you configure the DHCP service, DNS forwarding and other related parameters.

6.1 DHCP Service

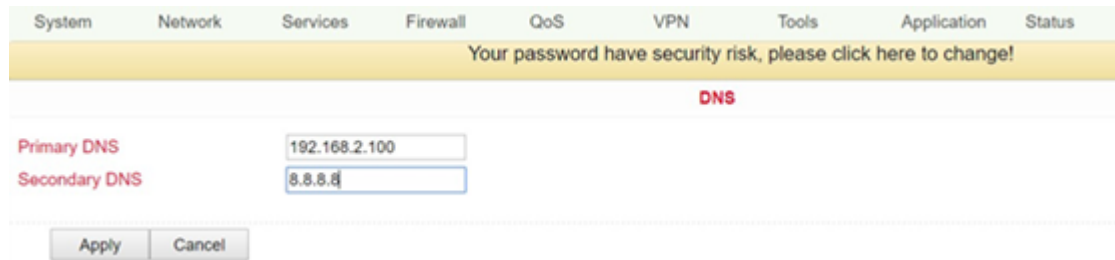
The Dynamic Host Configuration Protocol (DHCP) is a communication protocol in network technology. It enables the assignment of the network configuration to clients by a server. In this way, devices in the network can be assigned IP addresses dynamically. You can reach this service under **Services > DHCP Service**.

System	Network	Services	Firewall	QoS	VPN	Tools	Application	Status						
Your password have security risk, please click here to change!														
DHCP Service														
<div> <div>Enable DHCP</div> <div><input checked="" type="checkbox"/></div> </div> <div> <div>IP Pool Starting Address</div> <div>192.168.2.2</div> </div> <div> <div>IP Pool Ending Address</div> <div>192.168.2.100</div> </div> <div> <div>Lease</div> <div>60</div> <div>Minutes</div> </div> <div> <div>DNS</div> <div>192.168.2.1</div> <div>Edit</div> </div> <div> <div>Windows Name Server (WINS)</div> <div>0.0.0.0</div> </div>														
Static DHCP														
<table border="1"> <thead> <tr> <th>MAC Address</th> <th>IP Address</th> <th>Host</th> </tr> </thead> <tbody> <tr> <td>00:00:00:00:00:00</td> <td>192.168.2.2</td> <td></td> </tr> </tbody> </table>									MAC Address	IP Address	Host	00:00:00:00:00:00	192.168.2.2	
MAC Address	IP Address	Host												
00:00:00:00:00:00	192.168.2.2													
<div> <div>Apply</div> <div>Cancel</div> </div>														

Name	Description	Standard
Enable DHCP	Click to enable DHCP	Enabled
IP Pool Starting Address	Set start IP address of the DHCP pool	192.168.2.2
IP Pool Ending Address	Set end IP address of the DHCP pool	192.168.2.100
Lease	Set valid lease time for the IP address received from the DHCP server	60 minutes
DNS	Set DNS server (click on Edit)	192.168.2.1
Windows Name Server	Set WINS	Empty
Static DHCP (a maximum of 20 IP addresses can be set)		
MAC Address	Set MAC address of a designated IP address	Empty
IP Address	Set static IP address	192.168.2.2
Host	Set hostname	Empty

6.2 DNS

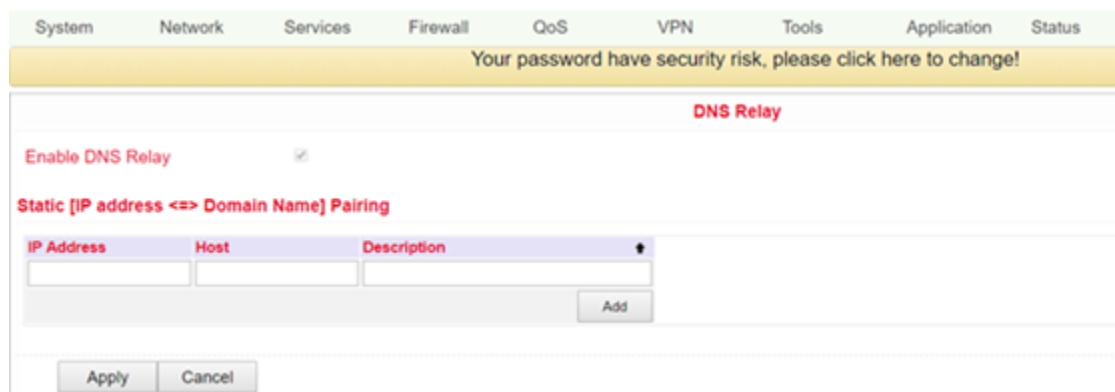
Up to two DNS servers can be entered here if the router is part of a domain network that uses DNS for address resolution. You can enter the data under **Network > DNS**.



Name	Description	Standard
Primary DNS	Set Primary DNS	Empty
Secondary DNS	Set Secondary DNS	Empty

6.3 DNS Relay

When DNS relay is enabled (by default, if DHCP is set up), the IP address of the router is assigned to the DHCP clients as the DNS server. All DNS requests to the router are forwarded to your ISP's DNS servers. If DNS Relay is disabled, the Router assigns the ISP's DNS servers to the DHCP clients. You can access these settings via **Services > DNS Relay**.



With the **Add** button up to 20 DNS pairs can be created.

Name	Description	Standard
Enable DNS Relay	Click to enable DNS forwarding	Enabled (after enabling DHCP)
Static (IP Address <-> Domain Name) Pairing (höchstens 20 DNS-Paare)		
IP Address	Set IP address <-> DNS pairs	Enable
Host	Set IP address name <-> DNS pairs	Empty
Description	Describe IP address <-> DNS pairs	Empty

6.4 DDNS (Dynamic DNS)

DDNS or dynamic DNS is used if the WAN connection does not have a fixed public IP address, but services are still to be accessed externally. Since the IP address of the provider can change again and again with a normal WAN connection, a secure setup, e.g. of a VPN tunnel, is not possible. Therefore one uses providers of dynamic DNS servers, which make sure that your WAN connection always gets the IP address. You can reach the configuration via **Network > DDNS**.

System
Network
Services
Firewall
QoS
VPN
Tools
Application
Status

Your password have security risk, please click here to change!

DDNS

Dynamic DNS ==> WAN

Current Address
Service Type

Disabled

Dynamic DNS ==> Dialup

Current Address
Service Type
URL
Username
Password
Hostname
Wildcard
MX
Backup MX
Force Update
Last Update
Last Response

37.80.83.157
No-IP.com
http://www.no-ip.com/
gh-admin
.....
welotec.ddns.net
☐

☐
☐
2018-10-01 13:49:17
2018-10-01 13:49:17 Update successful.

Apply
Cancel

Name	Description	Standard
Current Address	Show current IP address	Empty
Service Type	Select DDNS provider	Disabled

There are various setting options for different DDNS service providers. These are selected via the service type.

System	Network	Services	Firewall	QoS	VPN	Tools	Application	Status
Your password have security risk, please click here to change!								
DDNS								
Dynamic DNS ==> WAN								
Current Address								
Service Type								
<div> <div>Disabled</div> <div>Disabled</div> <div>Oray - Dynamic</div> <div>QDNS(3322) - Dynamic</div> <div>QDNS(3322) - Static</div> <div>DynDNS - Dynamic</div> <div>DynDNS - Static</div> <div>DynDNS - Custom</div> <div>No-IP.com</div> <div>Custom</div> <div>gh-admin</div> </div>								
Dynamic DNS ==> Dialup								
Current Address								
Service Type								
URL								
Username								
Password								
Hostname								
Wildcard								
MX								
Backup MX								
Force Update								

No-IP is used here as an example for the setup. For this, you need a No-IP account, which you have to create yourself. There are various providers here, some of which are free of charge, but some of which are subject to a charge. The assignment of the Dynamic DNS can be assigned to the WAN as well as to the dialup connection.

Dynamic DNS ==> Dialup	
Current Address	37.80.83.157
Service Type	No-IP.com
URL	http://www.no-ip.com/
Username	gh-admin
Password	*****
Hostname	welotec.ddns.net
Wildcard	<input type="checkbox"/>
MX	<input type="text"/>
Backup MX	<input type="checkbox"/>
Force Update	<input type="checkbox"/>
Last Update	2018-10-01 13:49:17
Last Response	2018-10-01 13:49:17 Update successful.
<div>Apply</div> <div>Cancel</div>	

Name	Description	Standard
Service Type	DynDNS - Dynamic	Disabled
URL	http://www.dyndns.com/	gesetzt
Username	Registrierter Benutzername für DDNS	Empty
Password	Registriertes Kennwort für DDNS	Empty
Hostname	Registrierter Hostname für DDNS	Empty
Wildcard	Kann aktiviert werden, wenn Wildcard genutzt werden soll	Disabled
MX	Eintragen eine MX-Records	Empty
Backup MX	Can be activated if MX-Record should run as backup	Disabled
Force Update	Forces the account to be updated	Disabled
Last Update	Shows when the IP address was last changed	
Last Response	Indicates when the service was last communicated with	

6.5 SMS

The TK100 can be reached via SMS from the outside and reacts to various commands sent via SMS. You have the possibility to query the status of the device or to restart the device. The router is configured via **Services > SMS**.

System
Network
Services
Firewall
QoS
VPN
Tools
Application
Status

Your password have security risk, please click here to change!

SMS

Enable ☒

Status Query (English Only)

Reboot (English Only)

SMS Access Control

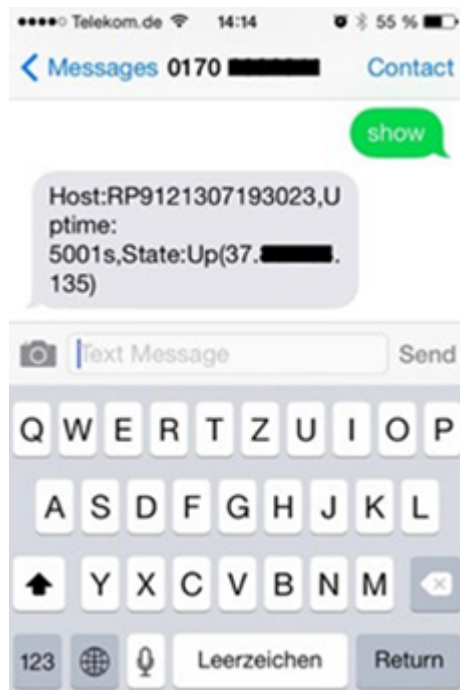
Default Policy

Phone Number	Action	Description
4917212345678	Accept	1. SMS Empfänger

Apply
Cancel

Name	Description	Standard
Enable	Click to enable or disable SMS control	Disabled
Status Query	Set status request SMS to display the status of the router via SMS (e.g. : show status)	Empty
Reboot	Lets the router reboot	Empty
SMS Access Control		
Default Policy	Block or Accept control SMS from specific phone.	Accept
Phone Number	Enter the phone numbers for sending SMS to the router. The format for the mobile number is 491712345678 (please do not enter +49 or 0049)	Empty
Action	Accept or block the previously entered phone number	Accept
Description	Description for the created data set	Empty

To be able to send an SMS to the router, the mobile number of the inserted card must be known. The SMS is then sent to this number.



SMS that you receive on your cell phone:

Host: (SN);

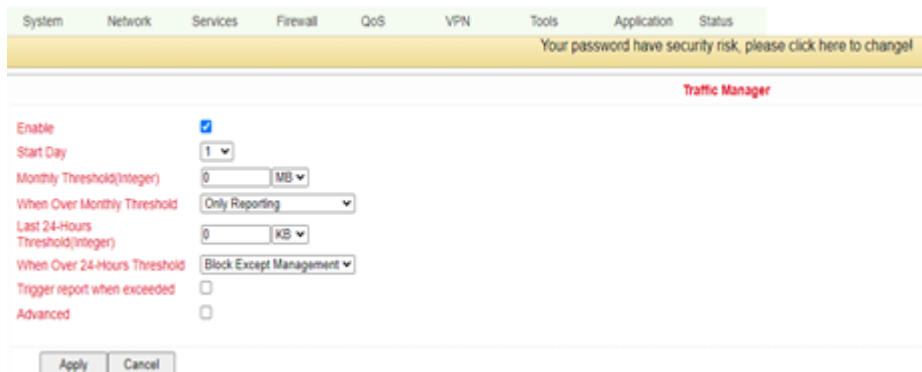
Uptime: (the operating time of the router at the time of this restart);

State: (Online/Offline) (Wireless WAN IP)

LAN: (Ready) (LAN-IP)

6.6 Traffic Manager

The Traffic Manager can be used to provide the data consumption of the dial-up connection interface. You can configure this service under **Services -> Traffic Manager**.

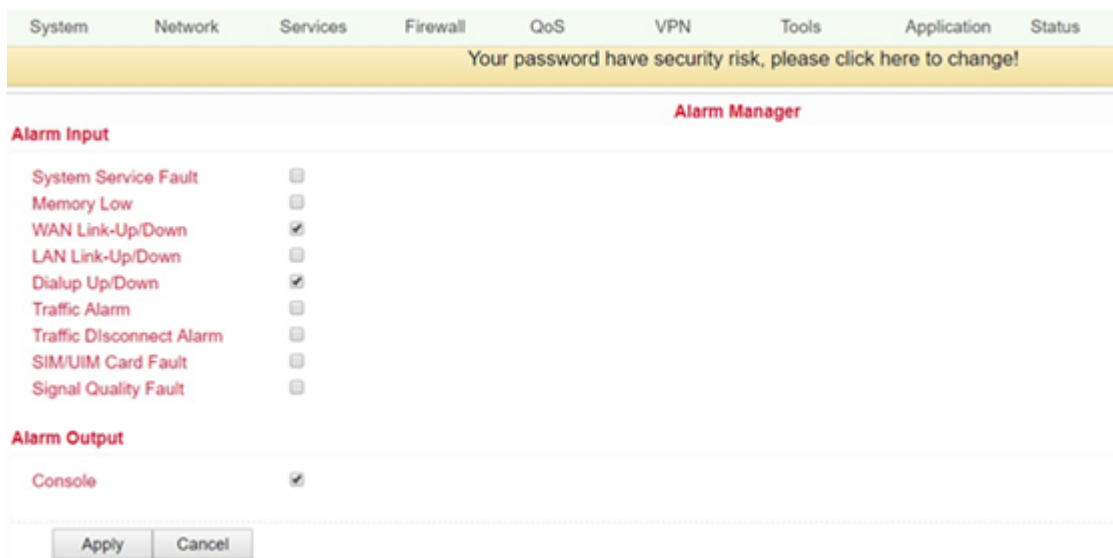


Name	Description	Standard
Enable	Click to enable or disable SMS control	Disabled
Alarm Threshold	Sets the amount of data in MB per month at which an alarm should be generated. If 0 is set as the value, no alarm is generated	Empty
Disconnect Threshold	Wird der eingestellte Wert erreicht, wird die Einwahlverbindung unterbrochen	Empty

The amount of data used can be checked at any time under Traffic Statistics (see 3.8.3)

6.7 Alarm Manager

The Alarm Manager can be used to generate various alarms. You can configure this service under **Services -> Alarm Manager**.



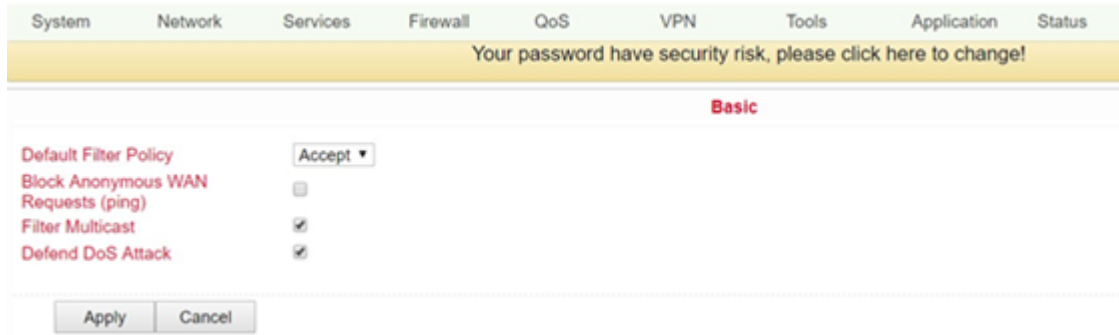
Name	Description	Standard
Alarm Inout	Select here the areas for which an alarm is to be generated	None
Alarm Output	Here you can choose whether the alarms should be issued via the console or not	Selected

7 Firewall

The **Firewall** menu item allows you to set the parameters for the router's firewall. Various settings are possible here.

7.1 Basic

Here you can configure the basic settings of the firewall.



Name	Description	Standard
Default Filter Policy	The options "Accept" and "Block" are possible.	Accept
Block Anonymous WAN Request (ping)	Enable to block ping requests generated anonymously from the network	Disabled
Filter Multicast	Click to enable filtering of Multicast	Enabled
Defend DoS Attack	Click to enable Defend against DoS attacks	Enabled

7.2 Filtering

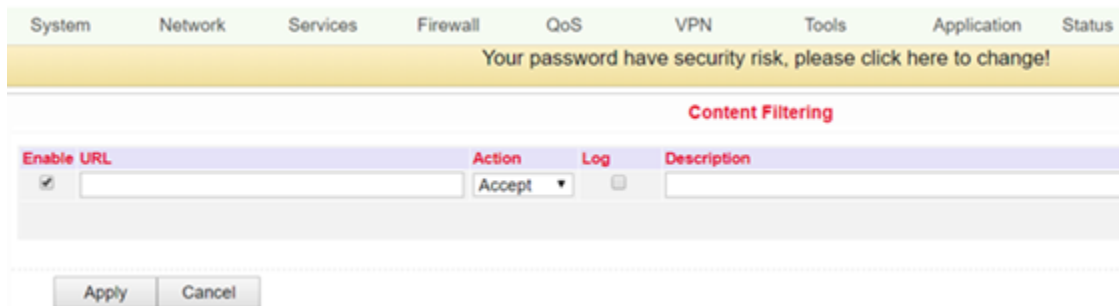
At this point you can filter what the firewall should let through and what not. Various configurations are possible here, which you can reach via **Firewall > Filtering**.



Name	Description	Standard
Enable	Click to enable filtering	Enabled
Protocol	Selection of the protocol. Possible options are "TCP" / "UDP" / "ICMP"	All
Source	Set source IP address	Empty
Source Port	Set source port if corresponding protocol was selected	Empty
Destination	Set destination IP	Empty
Destination Port	Set destination port if corresponding protocol was selected	Empty
Action	Selection whether settings should be allowed (Accept) or blocked (Block)	Accept
Log	Click to enable logging of settings	Disabled
Description	Describe configuration	Empty

7.3 Content Filtering

The content filter in the firewall allows to filter the call of special URL's, which can then be blocked or allowed. You can create the configuration under **Firewall > Content Filtering**.



Name	Description	Standard
Enable	Enable or disable the content filter function	Enabled
URL	Enter the URL to block or filter	Empty
Action	Selection whether URL is blocked (Block) or allowed (Accept)	Erlaubt
Log	Can be enabled for logging	Disabled
Description	Describe configuration	Empty

7.4 Port Mapping

NAT-PMP (NAT Port Mapping) allows a computer in a private network (behind a NAT router) to automatically configure the router so that devices behind the router can be reached from outside the private network. It essentially controls what is known as port forwarding. NAT-PMP, like UPnP, allows a program to request all incoming data from outside on a specific TCP or UDP port. You can perform the configuration under **Firewall > Port Mapping**.

System Network Services Firewall QoS VPN Tools Application Status

Your password have security risk, please click here to change!

Port Mapping

Enable	Proto	Source	Service Port	Internal Address	Internal Port	Log	External Address(Optional)/Tunnel Name(OpenVPN)	Description
<input checked="" type="checkbox"/>	TCP	0.0.0.0/0	8080	192.168.2.12	12080	<input type="checkbox"/>		Port an Client

Apply Cancel

Name	Description	Standard
Enable	Enable or disable port mapping	Enabled
Protocol	Selection of TCP, UDP or TCP&UDP protocols	TCP
Source	Enter source IP	0.0.0.0/0
Service Port	Enter the service port	8080
Internal Address	Set internal IP for mapping	Empty
Internal Port	Set port mapping to "inter"	8080
Log	Click to enable port mapping logging	Disabled
External Address (Optional) / Tunnel Name (OpenVPN)	Used in conjunction with VPN. For port forwarding with VPN, the virtual IP address of the TC router must be entered here	Empty
Description	Describe the meaning of the individual assignments	Empty

7.5 Virtual IP Mapping

The IP of an internal PC can be assigned to a virtual IP. An external network can access the internal PC via this virtual IP address. You can set up this configuration under **Firewall > Virtual IP Mapping**.

System Network Services Firewall QoS VPN Tools Application Status

Your password have security risk, please click here to change!

Virtual IP Mapping

Virtual IP for Router

Source IP Range (Example: "1.1.1.1", "1.1.1.0/24", "1.1.1.1 - 2.2.2.2")

Enable Virtual IP	Real IP	Log	Description
<input checked="" type="checkbox"/>	<input type="text"/>	<input type="checkbox"/>	<input type="text"/>

Apply Cancel

Name	Description	Standard
Virtual IP for Router	Set virtual IP for router	Empty
Source IP range	Set range of source IP addresses	Empty
Virtual IP	Set virtual IP	Empty
Real IP	Set real IP	Empty
Log	Enable logging for virtual IP	Disabled
Description	Describe configuration	Empty

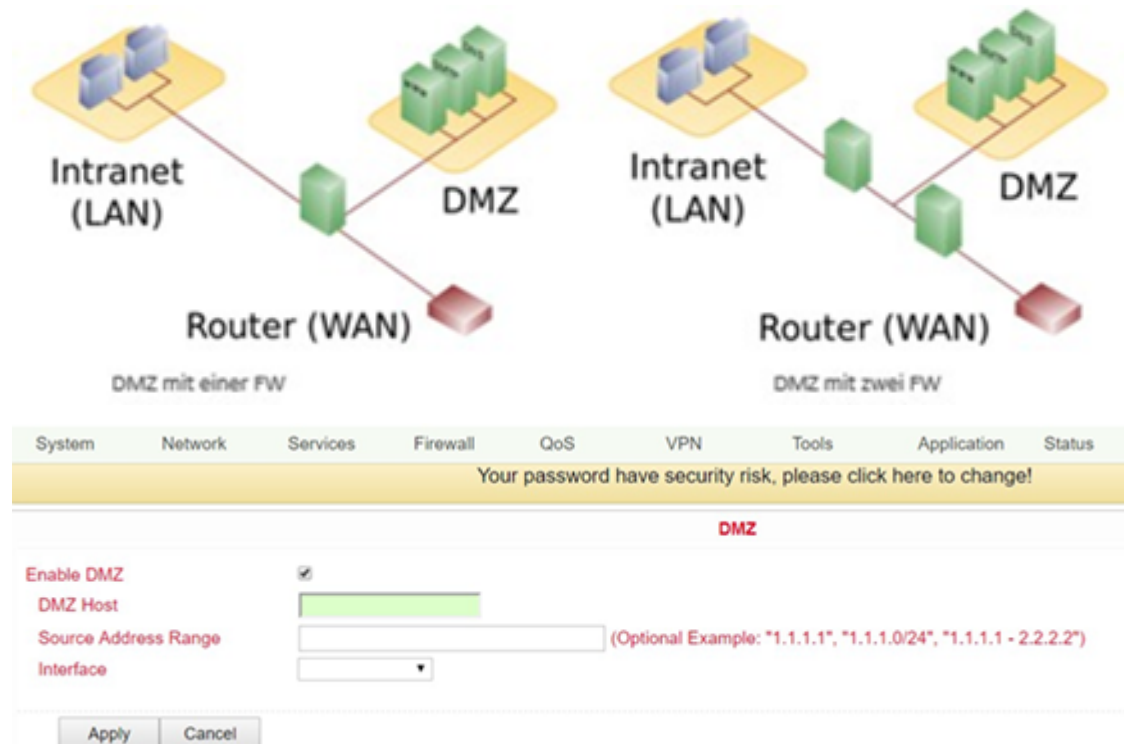
7.6 DMZ

A Demilitarized Zone (**DMZ**) refers to a computer network with security-controlled access to the servers connected to it.

The systems set up in the DMZ are shielded from other networks (e.g. Internet, LAN) by one or more firewalls. This separation allows access to publicly accessible services while protecting the internal network (LAN) from unauthorized access from the outside.

The purpose is to make services of the computer network available to both the Internet (WAN) and the intranet (LAN) on a secure basis.

A DMZ provides protection by isolating a system from two or more networks.



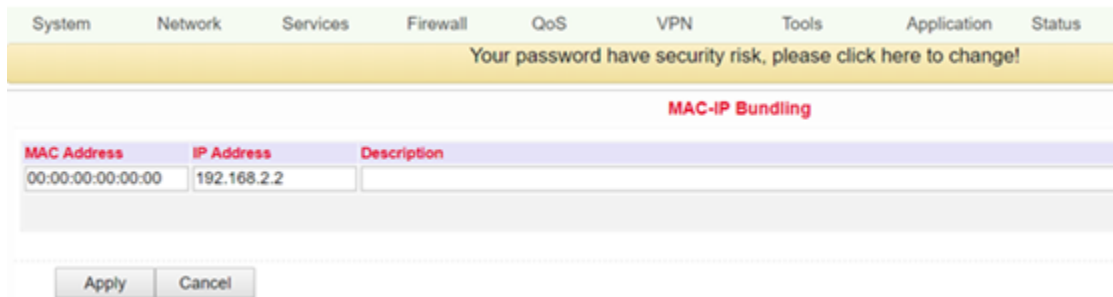
By mapping all ports and the external PC, you can access all ports of the device connected to the TK100.

With this function it is not possible to assign the management port of the TK100 (e.g.: 80 TCP) to the port of the device. To forward port 80, change the management port of the router under **System > Admin Access**.

Name	Description	Standard
Enable DMZ	Click to enable DMZ	Disabled
DMZ Host	Set DMZ host IP	Empty
Source Address Range	Set IP address with restricted IP access	Empty
Interface	Selection of the corresponding interface	Empty

7.7 MAC-IP Bundling

MAC IP bundling means assigning a predefined IP address to a defined MAC address. Thus the given MAC address always gets the same IP address. You can reach this menu item under **Firewall > MAC-IP Bundling**.



If a firewall blocks all access to the external network, only PCs with MAC-IP bundling will gain access to the external network.

Name	Description	Standard
MAC Address	Set MAC address for bundling	Empty
IP Address	Set IP address for bundling	192.168.2.2
Description	Describe configuration	Empty

7.8 NAT

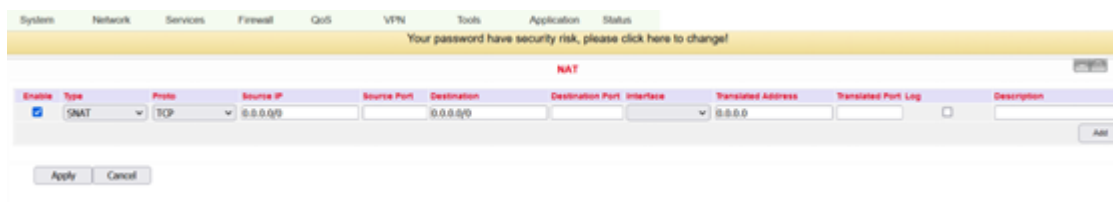
In computer networks, Network Address Translation (NAT) is the collective term for procedures that automatically replace address information in data packets with other information in order to connect different networks. They are therefore typically used on routers.

Use of Source NAT (SNAT)

It allows devices with private network addresses to connect to the Internet. Private IP addresses cannot usually be routed by the provider, so they must be translated into a public, routable IP address. The TK100 has implemented this function, which enables communication between different networks. In addition, a relevant security aspect is found in NAT, since a public IP address cannot be traced back to the associated private IP address.

Use of Destination NAT (DNAT)

This is used to offer services that are operated on computers under a single IP address. It is often referred to as port mapping or port forwarding.



Configuration - To configure NAT, go to the **Firewall** menu item and select the **NAT** subitem - Here you will find a list of all existing NAT rules - New NAT rules can be added using the **Add** button

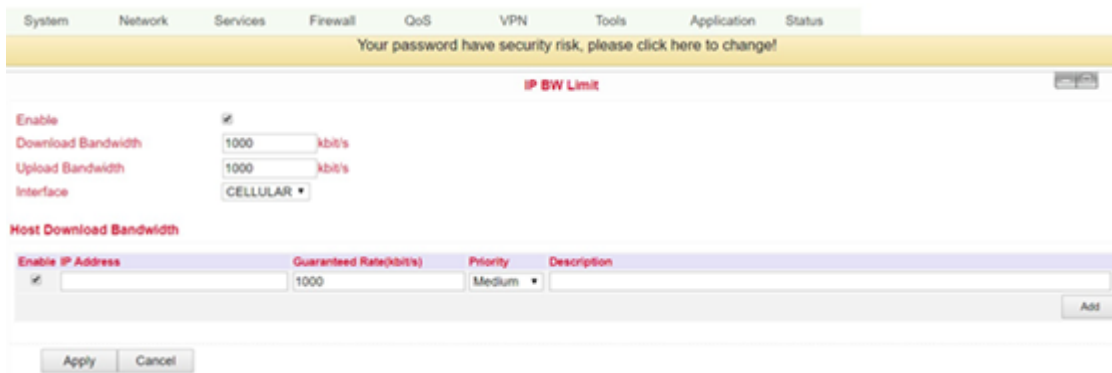
8 QoS

In the TCP/IP world, QoS describes the quality of a communication service from the user's point of view. Network service quality is often defined on the basis of the parameters bandwidth, delay, packet loss and jitter.

The network load influences the quality of the transmission. For example, how long does it take for a data packet to reach the recipient? For this reason, attempts are made to mark data packets with corresponding service classes. Prioritized data packets are then forwarded preferentially in routers or switches. In the TK 500 series it is therefore possible to limit and allocate the bandwidths accordingly. You can set this up via "QoS".

8.1 IP BW Limit

Under the menu item *QoS > IP BW Limit* you can limit the down- or upload bandwidth and bind it to IP addresses, as well as prioritize them.



Name	Description	Standard
Enable	Click to enable	Disabled
Download Bandwidth	Set the bandwidth for download	1000 kbit/s
Upload Bandwidth	Set the bandwidth for upload	1000 kbit/s
Interface	Selection of the interfaces to which the bandwidth is to be allocated	Cellular
Host Download Bandwidth		
Enable	Enable the function	Enabled
IP Address	Specifying the IP address for mapping	Empty
Guaranteed Rate (kbit/s)	Specification of the guaranteed bandwidth in kbit/s	1000
Priority	Priority assignment	Medium
Description	Rule description	Empty

9 VPN

A VPN (virtual private network) is a closed logical network in which the participants are physically separated from each other and connected via an IP tunnel. With this VPN, you can access a local network, e.g. the company network, while on the road or from your home office. This requires VPN software that is both communicating with the network's router and installed on the computer you want to use to access the network. There are different types of VPN connections (tunnels) that can be configured under this menu item on the TK 100 series.

Name	Tunnel Description	Phase 1 Parameters	Phase 2 Parameters	Link Detection Parameters
IPSec_tunnel_1	Router: 192.168.2.1 ESP, Tunnel Mode, Main Mode, Manually Activated	Authentication Type: Shared Key Policy: 3des-md5-modp1024 Lifetime: 86400Seconds Disabled Perfect Forward Secrecy(PFS) Disabled XAUTH	Policy: aes128-sha1-96 Lifetime: 3600Seconds	Enable DPD, Interval: 60Seconds, Timeout: 180Seconds Disabled ICMP Detection

Buttons: Add, Show Detail Status

Manual Refresh, Refresh

Overview of the existing VPN connections. With **Add** a new tunnel can be created, see 3.6.2.

9.1 IPSec Settings

In this menu item you configure the settings for IPSec, which can be reached via **VPN > IPSec Settings**.

Enable NAT-Traversal (NATT) ☒

Keep alive time interval of NATT Seconds

Enable Compression ☒

Debug ☐

Force NATT ☐

Dynamic NATT Port ☐

Buttons: Apply, Cancel

Name	Description	Default
Enable NAT-Traversal (NATT)	Click to enable	Disabled
Keep alive time interval of NATT	Set the duration for maintaining the NATT	60 Seconds
Enable Compression	Enable or disable compression	Enabled
Debug	Switch debug mode on or off	Disabled
Force NATT	Switch Force NATT on or off	Disabled
Dynamic NATT Port	Enabling or disabling a dynamic NATT port	Disabled

The address change via NAT is interpreted by a VPN gateway as a security-critical change to the data packets, the VPN negotiation fails, and no connection is established. These problems occur, for example, when dialing in via

some UMTS mobile networks, where the network operator's servers do not support address conversion in connection with IPSec-based VPNs.

In order to be able to successfully establish a VPN connection in these cases, NATT (NAT Traversal) provides a method to overcome these problems when handling data packets with changed addresses.

NATT can only be used for VPN connections that use ESP (Encapsulating Security Payload) for authentication. Unlike AH (Authentication Header), ESP does not take the IP header of the data packets into account when determining the hash value for authentication. The hash value calculated by the receiver therefore corresponds to the hash value entered in the packets

9.2 IPSec Tunnels

Via *VPN > IPSec Tunnels* you can set up an appropriate tunnel.

System	Network	Services	Firewall	QoS	VPN	Tools	Status
IPSec Tunnels							
Edit IPSec tunnel							
Show Advanced Options <input checked="" type="checkbox"/>							
Basic Parameters							
Tunnel Name		IPSec_tunnel_1					
Destination Address		0.0.0.0					
Startup Modes		Auto Activated ▼					
Restart WAN when failed		<input checked="" type="checkbox"/>					
Negotiation Mode		Main Mode ▼					
IPSec Protocol		ESP ▼					
IPSec Mode		Tunnel Mode ▼					
VPN over IPSec		None ▼					
Tunnel Type		Subnet - Subnet ▼					
Local Subnet		192.168.2.1					
Local Netmask		255.255.255.0					
Remote Subnet		0.0.0.0					
Remote Netmask		255.255.255.0					

Phase 1 Parameters

IKE Policy

3DES-MD5-DH2

IKE Lifetime

86400

 Seconds

Local ID Type

IP Address

Remote ID Type

IP Address

Authentication Type

Shared Key

Key

XAUTH Parameters

XAUTH Mode

☒

XAUTH Username

XAUTH Password

MODECFG

☐

Phase 2 Parameters

IPSec Policy

3DES-MD5-96

IPSec Lifetime

3600

 Seconds

Perfect Forward Serecy(PFS)

None

Link Detection Parameters

DPD Time Interval

60

 Seconds(0: disable)

DPD Timeout

180

 Seconds

ICMP Detection Server

ICMP Detection Local IP

ICMP Detection Interval

60

 Seconds

ICMP Detection Timeout

5

 Seconds

ICMP Detection Retries

10

Save

Cancel

This page presents the web-based parameters for the TK100.

Name	Description
Show Advanced Options	Click to enable Advanced Options
Basic Parameters	
Tunnel Name	Name for the tunnel
Destination Address	Set the destination address of the IPSec VPN server
Startup Modes	Possible modes are "Auto Active" / "Triggered by Data" / "Passive" / "M
Restart WAN when failed	WAN interface is restarted if tunnel establishment fails
Negotiation Mode	Optional: "Main Mode" or "Aggressive Mode"
IPSec Protocol	Optional: "ESP" or "AH"
IPSec Mode	Optional: "Tunnelmode" or "Transport Mode"
VPN over IPSec	L2TP or GRE over IPSec
Tunnel Type	Selection field for various settings

Table 1 – continued from previous page

Name	Description
Local Subnet	Set protected IPSec subnet (Local)
Local Netmask	Set protected IPSec subnet mask (Local)
Remote Subnet	Set protected IPSec subnet (remote)
Remote Netmask	Set protected IPSec subnet mask (remote)
	Phase 1 Parameters
IKE Policy	Multi selection for the policy
IKE Lifetime	Set IKE validity period
Local ID Type	Selection of “FQDN” ; “USERFQDN” or “IP-Address” possible
Remote ID Type	Selection of “IP-Address” ; “USERFQDN” ; or “FQDN” possible
Authentication Type	Selection of “Shared Key” or “Certificate” possible
Key (If the authentication type “Shared Key” is selected)	Set IPSec key for VPN negotiation
	XAUTH Parameters
XAUTH Mode	Enable XAUTH
XAUTH Username	XAUTH Username
XAUTH Password	XAUTH Password
MODECFG	MODECFG
	Phase 2 Parameters
IPSec Policy	Multi-selection list for the policy
IPSec Lifetime	Set IPSec validity period
Perfect Forward Secrecy (PFS)	Optional “Disable”; “Group1”; “Group2”; “Group5”
	Link Detection Parameters
DPD Time Interval	Set DPD Time Interval
DPD Timeout	Set DPD Timeout
ICMP Detection Server	Set server for ICMP detection
ICMP Detection Local IP	Set local IP for ICMP detection
ICMP Detection Interval	Set interval for ICMP detection
ICMP Detection Timeout	Set timeout for ICMP detection
ICMP Detection Max Retries	Set maximum number of retries for ICMP detection

9.3 GRE Tunnels

Generic Routing Encapsulation (GRE) is a network protocol developed by the Cisco company and defined in RFC 1701. GRE can be used to wrap other protocols and thus transport them in an IP tunnel. GRE uses the IP protocol 47, the GRE header is structured as follows:

C	R	K	S	s	Recur	Flags	Ver	Protocol Type
Checksum (optional)							Offset (optional)	
Key (optional)								
Sequence Number (optional)								
Routing (optional)								

A GRE packet therefore consists of an IP header, a GRE header and the actual payload. You can set up this GRE

tunnel under **VPN > GRE Tunnels**.



Enable	Name	Local virtual IP	Peer Address	Remote virtual IP	Remote Subnet	Remote Netmask	Key	NAT	Description
<input checked="" type="checkbox"/>	tun0	0.0.0.0	0.0.0.0	0.0.0.0	0.0.0.0	255.255.255.0		<input type="checkbox"/>	

Name	Description	Default
Enable	Click to enable	Enabled
Tunnel Name	Set name for GRE tunnel	tun0
Local Virtual IP	Set local virtual IP	0.0.0.0
Peer Address	Set peer address	0.0.0.0
Remote Virtual IP	Set virtual IP of the remote network	0.0.0.0
Remote Subnet Address	Set remote subnet address	0.0.0.0
Remote Subnet Netmask	Set remote subnet mask	255.255.255.0
Key	Set the key for the encryption of the tunnel	Empty
NAT	Click to enable NAT function	Disabled
Description	Add description	Empty

9.4 L2TP Clients

Layer 2 Tunneling Protocol (L2TP) is a network protocol that tunnels frames of OSI model link layer protocols through routers between two networks over an IP network. L2TP routers and the IP connections between them appear as L2 switches. The L2TP client establishes the connection to the L2TP server here. You can reach the configuration via **VPN > L2TP Clients**.



Name	Tunnel Description	Local IP Address	Remote IP Address	Tunnel Status	Connected Time
<input type="button" value="Add"/>	<input type="button" value="Show Detail Status"/>				

Click on the **Add** button to start the configuration of the L2TP client.

Your password have security risk, please click here to change

L2TP Clients

Enable	<input checked="" type="checkbox"/>
Tunnel name	<input type="text" value="L2TP_tunnel_1"/>
L2TP Server	<input type="text"/>
Username	<input type="text"/>
Password	<input type="text"/>
L2TP Server Name	<input type="text" value="l2tpserver"/>
Startup Modes	<input type="text" value="Auto Activated"/> ▾
Authentication Type	<input type="text" value="CHAP"/> ▾
Enable Challenge Secrets	<input type="checkbox"/>
Local IP Address	<input type="text"/>
Remote IP Address	<input type="text"/>
Remote Subnet	<input type="text"/>
Remote Netmask	<input type="text" value="255.255.255.0"/>
Multi Remote Subnet	<input type="checkbox"/>
Link Detection Interval	<input type="text" value="60"/> Seconds
Max Retries for Link Detection	<input type="text" value="5"/>
Enable NAT	<input type="checkbox"/>
MTU	<input type="text" value="1500"/>
MRU	<input type="text" value="1500"/>
Enable Debug	<input type="checkbox"/>
Expert Options(Expert Only)	<input type="text"/>

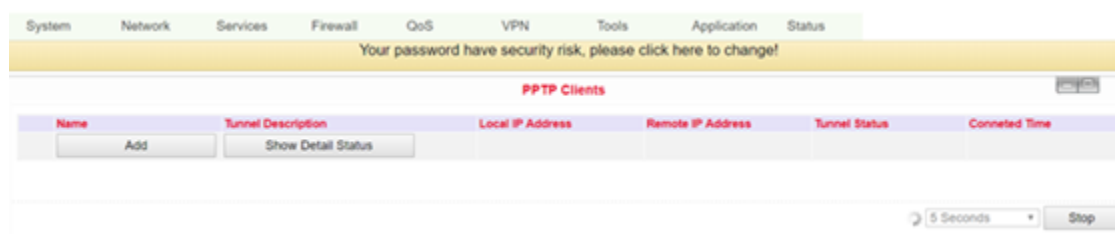
Save

Cancel

Name	Description	Default
Enable	Enables the tunnel settings	Enabled
Tunnel Name	Set name for the tunnel	L2TP_TUNNEL_1
L2TP Server	Set the address of the L2TP server	Empty
Username	Set username for server	Empty
Password	Set password for server	Empty
L2TP Server Name	Set names for server	l2tpserver
Startup Modes	Set modes for startup: "Auto Activated"; "Triggered by Data"; "Manually Activated"; "L2TP0-verIPSec"	Auto Activated
Authentication Type	Set authentication type "CHAP"; "PAP"	CHAP
Enable Challenge Secrets	Select to enable secret keys (challenge)	Disabled
Challenge Secrets	If Enable Challenge Secrets is enabled, the secret key can be entered here	Empty
Local IP Address	Set local IP address	Empty
Remote IP Address	Set remote IP address	Empty
Remote Subnet	Set remote subnet	Empty
Remote Subnet Net-mask	Set remote subnet mask	255.255.255.0
Link Detection Interval	Set interval for link detection	60
Max Retries for Link Detection	Set maximum number of retries for link detection	5
Enable NAT	Click to enable NAT	Disabled
MTU	Set MTU parameters	1500
MRU	Set MRU parameters	1500
Enable Debug Mode	Click to enable debug mode	Disabled
Expert Options	Set expert options	Empty

9.5 PPTP Clients

PPTP (Point to Point Tunneling Protocol) is a VPN tunneling method for remote access connections. It is based on the Remote Access Server for Microsoft Windows NT including authentication. A PPTP client is integrated not only in Windows, but also in Linux and MacOS. Set up the PPTP client under **VPN > PPTP Clients**.



To set up a new PPTP client, click on the **Add** button. To view details of an existing PPTP client, click the **Show Detail Status** button. After clicking the **Add** button, you can make the following configuration settings.

PPTP Clients

Edit PPTP Tunnel

Enable	<input checked="" type="checkbox"/>
Tunnel name	<input type="text" value="PPTP_tunnel_1"/>
PPTP Server	<input type="text"/>
Username	<input type="text"/>
Password	<input type="password"/>
Startup Modes	<input type="text" value="Auto Activated"/>
Authentication Type	<input type="text" value="Auto"/>
Local IP Address	<input type="text"/>
Remote IP Address	<input type="text"/>
Remote Subnet	<input type="text"/>
Remote Netmask	<input type="text" value="255.255.255.0"/>
Link Detection Interval	<input type="text" value="60"/> Seconds
Max Retries for Link Detection	<input type="text" value="5"/>
Enable NAT	<input type="checkbox"/>
Enable MPPE	<input type="checkbox"/>
Enable MPPC	<input type="checkbox"/>
MTU	<input type="text" value="1500"/>
MRU	<input type="text" value="1500"/>
Enable Debug	<input type="checkbox"/>
Expert Options(Expert Only)	<input type="text"/>

Save

Cancel

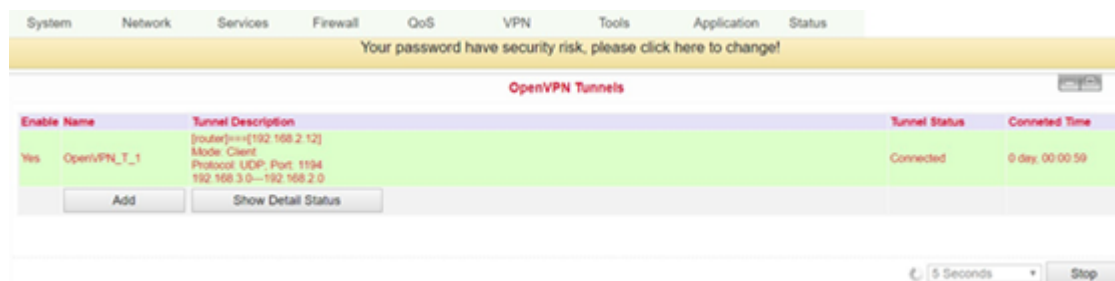
Name	Description	Default
Enable	Click to enable	Enabled
Tunnel Name	the name for the tunnel (set automatically)	PPTP_tunnel_1
PPTP Server	Set address for PPTP server	Empty
Username	Set username for server	Empty
Password	Set password for server	Empty
Startup Mode	Set modes for start: “Auto Activated”; “Triggered by Data”; “Manually Activated”	Auto Activated
Authentication Type	Set authentication type: “PAP”; “CHAP”; “MS-CHAPv1”; “MS-CHAPv2”	Auto
Local IP Address	Set local IP address	Empty
Remote IP Address	Set remote IP address	Empty
Remote Subnet	Set remote subnet	Empty
Remote Subnet Netmask	Set remote subnet mask	255.255.255.0
Link Detection Interval	Set interval for link detection	60
Max Retries for Link Detection	Set maximum number of retries for link detection	5
Enable NAT	Click to enable NAT	Empty
Enable MPPE	Click to enable MPPE (Microsoft Point to Point Encryption)	Empty
Enable MPPC	Click to enable MPPC (Microsoft Point to Point Compression)	Empty
MTU	Set MTU parameters	1500
MRU	Set MRU parameters	1500
Enable Debug Mode	Click to enable debug mode	Empty
Expert Options	Only for Welotec R&D	Empty

9.6 OpenVPN Tunnels

OpenVPN is a free software for setting up a Virtual Private Network (VPN) over an encrypted TLS connection. The OpenSSL library is used for encryption. OpenVPN uses either UDP or TCP for transport.

OpenVPN is licensed under the GNU GPL and supports operating systems such as Linux, Windows, iOS and a variety of customized Linux-based endpoints such as TK 500 and TK 800 series routers.

On the TK100 configuration page, select the **VPN > Open VPN Tunnels** options as shown below:



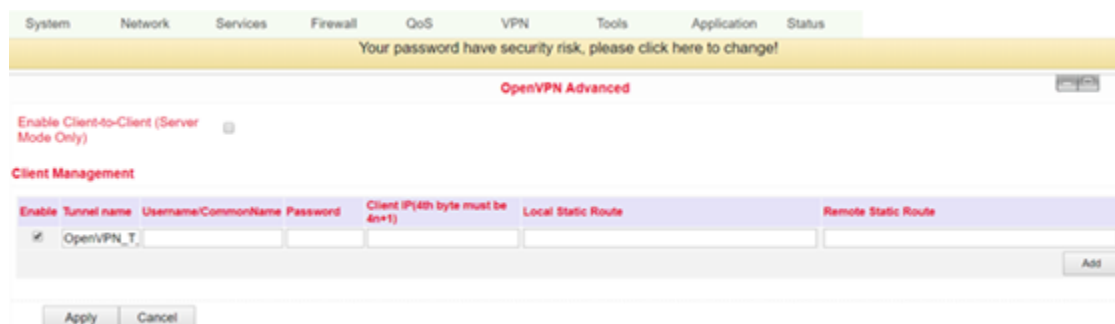
Click **Add** to add a new OpenVPN tunnel. With **Show Detail Status** you can view the status of an already configured OpenVPN tunnel.

System	Network	Services	Firewall	QoS	VPN	Tools
Your password have security risk, please						
OpenVPN Tunnels						
Edit OPENVPN Tunnel						
Tunnel name	OpenVPN_T_1					
Enable	<input checked="" type="checkbox"/>					
Mode	Client ▾					
Protocol	UDP ▾					
Port	1194					
OPENVPN Server	192.168.2.12					
Authentication Type	X.509 Cert ▾					
Pre-shared Key						
Local IP Address	192.168.3.0					
Remote IP Address	192.168.2.0					
Remote Subnet						
Remote Netmask	255.255.255.0					
Link Detection Interval	60	Seconds				
Link Detection Timeout	300	Seconds				
Renegotiate Interval	86400	Seconds				
Enable NAT	<input checked="" type="checkbox"/>					
Enable LZO	<input type="checkbox"/>					
Encryption Algorithms	AES(256) ▾					
MTU	1500					
Max Fragment Size						
Debug Level	Warn ▾					
Interface Type	TUN ▾					
Expert Options(Expert Only)						
<div> <div>Save</div> <div>Cancel</div> <div>Delete</div> </div>						

Name	Description
Tunnel name	Preset
Enable	Enable this configuration
Mode	Select “Client” or “Server” mode
Protocol	Selection of the “UDP” or “TCP” protocol
Port	Default port for OpenVPN is 1194
OPENVPN Server	IP or DNS of the OpenVPN server
Authentication Type	Selection of the authentication type. Depending on the selection, different fields are available
Pre-shared Key	Set static password if Pre shared Key, shared key or TLS-AUTH is selected
Remote Subnet, Remote Netmask	Set static route of the router, always in the direction of the peer’s subnet
Username/Password	If User/Password is selected, the corresponding data is entered in these fields
Link Detection Interval, Link Detection Timeout	Always use default
Renegotiate Interval	Always use default
Enable NAT	Set NAT mode, in the meantime routing mode is disabled
Enable LZO	Enable LZO compression
Encryption Algorithms	Set encryption algorithm, must match server
MTU	Always use default, 1500
Max Fragment Size	Maximum size of individual packets
Debug Level	Selection of debug outputs in the log
Interface Type	TUN / TAP
Expert Options (Expert Only)	More OpenVPN commands (only for experienced users)

9.7 OpenVPN Advanced

This configuration page is only used for the OpenVPN server and provides advanced functions. You can reach this menu item via **VPN > OpenVPN Advanced**.

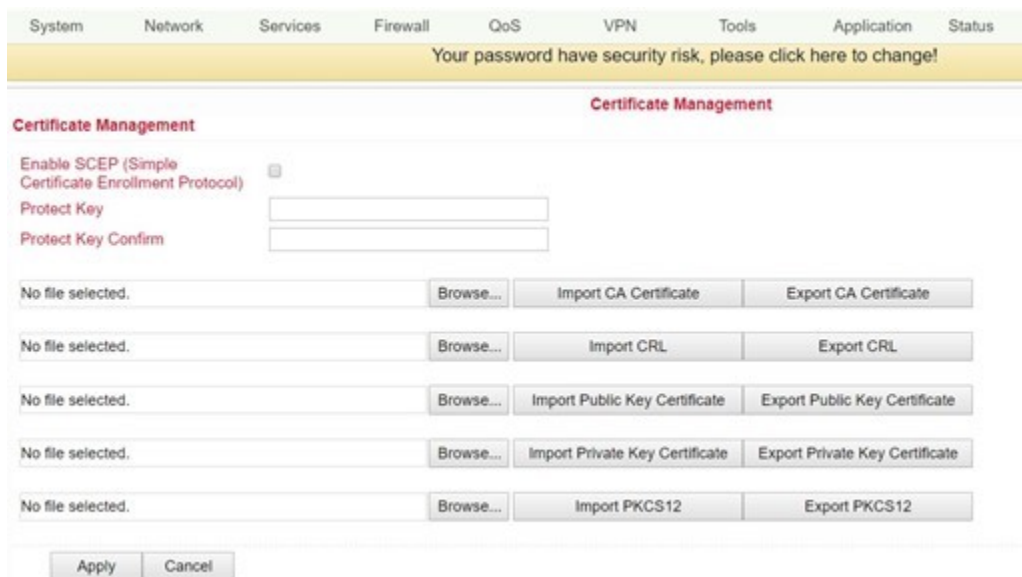


Name	Description
Enable Client-to-Client (Server Mode Only)	Enable client access to other clients
Client Management	
Enable	Enabling the function
Tunnel Name	Tunnel name of the client
Username/Common Name	Username (using username/password mode) or common name in CA (CA mode)
Client IP	Specify the client IP address
Local Static Route	Subnet of the client
Remote Static Route	Subnet of the server

CA can only be created from the customer's PC, not from TK100.

9.8 Certificate Management

Under the menu item **VPN > Certificate Management** you can include the certificates that you want to use for your VPN connections. You can also export already existing certificates.



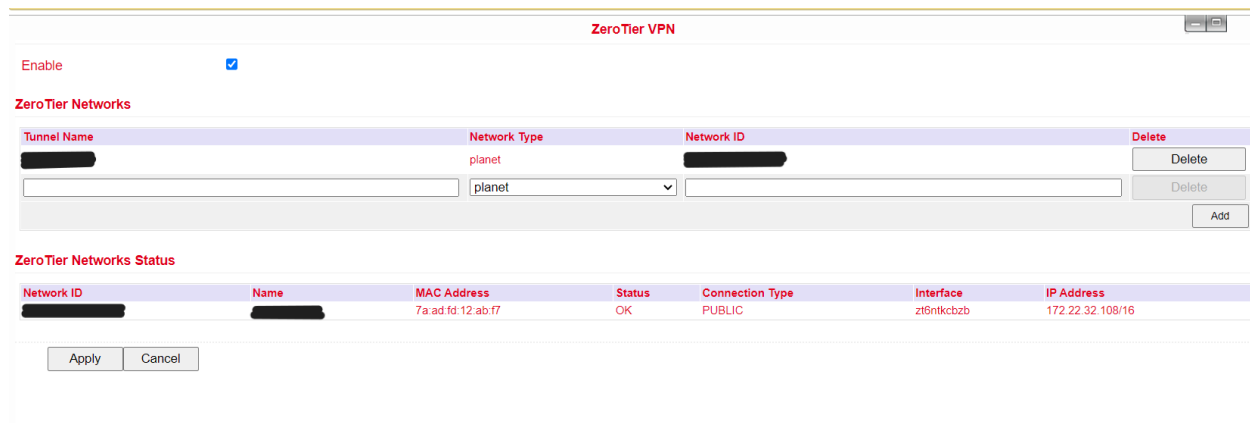
The screenshot shows the 'Certificate Management' page in a web interface. At the top, there is a navigation bar with tabs: System, Network, Services, Firewall, QoS, VPN, Tools, Application, and Status. Below the navigation bar, a yellow banner displays the message: 'Your password have security risk, please click here to change!'. The main heading 'Certificate Management' is centered. Below this, there is a section for 'Enable SCEP (Simple Certificate Enrollment Protocol)' with a checkbox. Underneath, there are two input fields labeled 'Protect Key' and 'Protect Key Confirm'. The interface then lists five rows of file management options, each with a 'No file selected.' label, a 'Browse...' button, and two action buttons: 'Import CA Certificate', 'Export CA Certificate', 'Import CRL', 'Export CRL', 'Import Public Key Certificate', 'Export Public Key Certificate', 'Import Private Key Certificate', 'Export Private Key Certificate', and 'Import PKCS12', 'Export PKCS12'. At the bottom, there are 'Apply' and 'Cancel' buttons.

Name	Description	Default
Enable SCEP	Click to enable	
Protect Key	Set a key to protect the certificates	Empty
Protect Key Confirm	Confirm the key to protect the certificates	Empty
Import/Export CA Certificate	Import or export CA certificate	Empty
Import/Export Certificate (CRL)	Import or export CRL certificate	Empty
Import/Export Public Key Certificate	Import/export public key certificate	Empty
Import/Export Private Key Certificate	Import or export private key certificate	Empty
Import/Export PKCS12	Import or export PKCS12 (private key and X.509 certificate)	Empty
Browse	Via Browse the respective file is selected and can then be imported	No file selected

9.9 ZeroTier

On the TK100 configuration page, select VPN > ZeroTier.

To set up a new ZeroTier Network, click Enable. Then the ZeroTier Networks and the ZeroTier Networks Status will be visible. Click on the Add button to add a new network. You can then enter the Tunnel Name, the Network ID and choose between planet and moon as the Network Type. The default Network Type is planet, that being a group of root servers that are maintained by ZeroTier. A moon is a custom set of root servers that are created and managed by the user. Hit Apply to confirm your changes.



9.10 WireGuard

On the TK100 configuration page, select VPN > WireGuard.

To set up a new WireGuard Network, click Add. You will then see the Interface Settings, the Peer parameters and the WireGuard key generator.

Click on the Add button to add a new network. You can then enter the Tunnel Name and the virtual IP address. At the bottom, you can use the key generator to get a Private, a Public and a Pre-shared (optional) key. First, you need to add the generated Private Key to the Interface Settings. Then you take the Public Key of the device you wish to use as a Peer and enter it in the Peer parameters. The Pre-shared Key must be the same for both devices should you choose to use it. For the End Point you must enter the physical IP address of the other device, including the Listening Port.

[Edit WireGuard Tunnel](#)

Interface Settings

Tunnel Name WireGuard_tun_1

Enable ☒

Address 10.10.10.1/24

Shared Connection(NAT) ☒

Listening Port 51820

Private Key [REDACTED]

MTU 1500

Peer parameters

Name	End Point	Allowed IPs	Public Key	Pre-shared Key(Optional)	Persistent Keypair	
OpenSense	0.0.0.0	0.0.0.0	DhVxZv2SMf5=KqCJX39pZ3u3A4o=HtE4pcRAU=	Y050Xt+V0c0qZGUH0F2H0pLbQhQ0c0BAE0G5s=	25	WireGuard keys randomly or generate a public key according to the filled private key. The system will never save the generated results.
		0.0.0.0/0			25	

WireGuard key generator

Private Key	<input type="text"/>	
Public Key	<input type="text"/>	<input type="button" value="Generate"/> <input type="button" value="Clear"/>
Pre-shared Key	<input type="text"/>	<input type="button" value="Generate"/> <input type="button" value="Clear"/>

Save Cancel Delete

WELOTEC

WireGuard Tunnels

Enable	Tunnel Name	Address	Shared Connection(NAT)	Listening Port	Peers Number	
Enabled	WireGuard_run_1	10.10.10.1/24	Enabled	51820	1	<div> <div>Add</div> <div>Hide Detail Status</div> </div> <p>Peer parameters End Point: WireGuard peer's IP address with port</p>

```
Interface: wg0
public key: NSD0///FIDIdw=Rl/Yx79Keatp5XwDrJccEtdm8EU=
private key: (hidden)
listening port: 51820

peer: DvN/XVzb5M5j+KqcfIXb9bjkZ5u3CAo+KeyIepcRAU=
  preshared key: (hidden)
  endpoint: [REDACTED]
  allowed ips: 0.0.0.0/0
  latest handshake: 23 seconds ago
  transfer: 2.59 KiB received, 1.87 KiB sent
  persistent keepalive: every 25 seconds
```

5 Seconds ⌵ Stop

10 Tools

The tools are useful tools and include PING detection, trace route, connection speed tests, etc.

10.1 PING

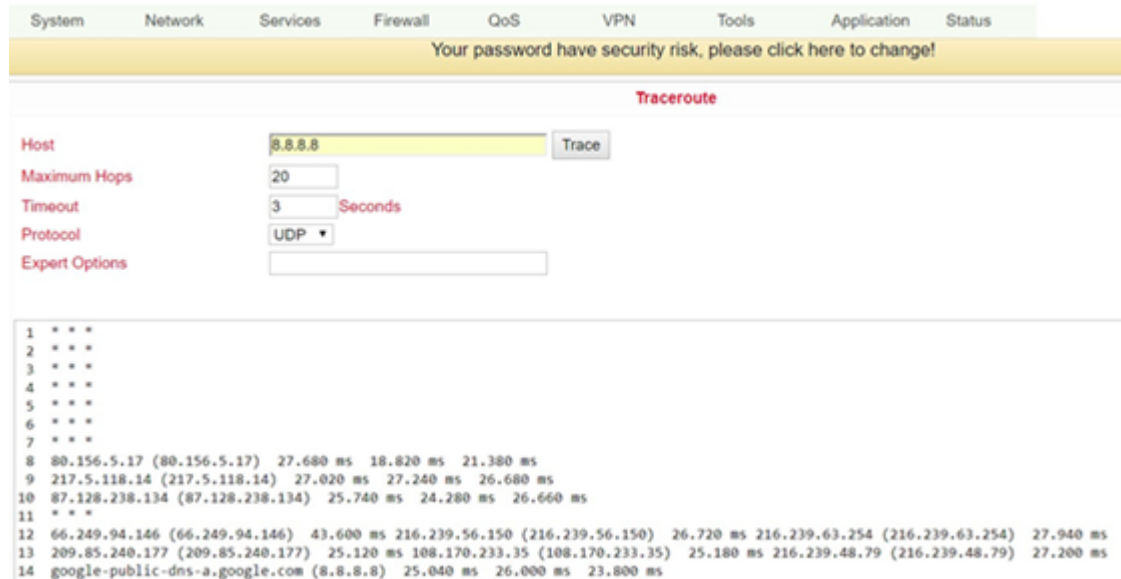
Select the item *Tools > Ping* if you want to test if there is a connection to the network/Internet.

System	Network	Services	Firewall	QoS	VPN	Tools	Application	Status
Your password have security risk, please click here to change!								
PING								
Host		<input type="text" value="8.8.8.8"/>		<input type="button" value="Ping"/>				
Ping Count		<input type="text" value="4"/>						
Packet Size		<input type="text" value="32"/> Bytes						
Expert Options		<input type="text"/>						
<pre> PING 8.8.8.8 (8.8.8.8): 32 data bytes 40 bytes from 8.8.8.8: icmp_seq=0 ttl=117 time=138.2 ms 40 bytes from 8.8.8.8: icmp_seq=1 ttl=117 time=26.0 ms 40 bytes from 8.8.8.8: icmp_seq=2 ttl=117 time=25.0 ms 40 bytes from 8.8.8.8: icmp_seq=3 ttl=117 time=24.2 ms --- 8.8.8.8 ping statistics --- 4 packets transmitted, 4 packets received, 0% packet loss round-trip min/avg/max = 24.2/53.3/138.2 ms </pre>								

Name	Description	Standard
Host	Destination for PING	Empty
Ping Count	Set number of PINGs	4 times
Packet Size	Set packet size for PING	32 Byte
Expert Options	Expert Options	Empty

10.2 Traceroute

Traceroute (tracert) determines via which routers and Internet nodes IP data packets reach the queried computer. You can enter the data under **Tools > Traceroute**.



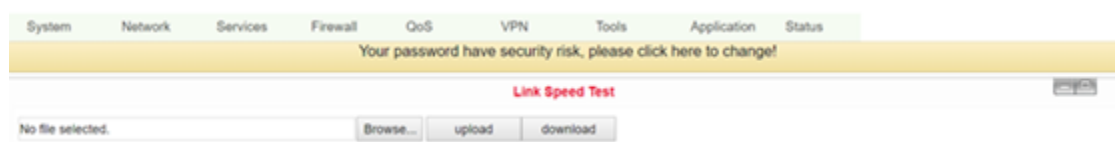
```

1  * * *
2  * * *
3  * * *
4  * * *
5  * * *
6  * * *
7  * * *
8  80.156.5.17 (80.156.5.17)  27.680 ms  18.820 ms  21.380 ms
9  217.5.118.14 (217.5.118.14)  27.020 ms  27.240 ms  26.680 ms
10 87.128.238.134 (87.128.238.134)  25.740 ms  24.280 ms  26.660 ms
11 * * *
12 66.249.94.146 (66.249.94.146)  43.600 ms  216.239.56.150 (216.239.56.150)  26.720 ms  216.239.63.254 (216.239.63.254)  27.940 ms
13 209.85.240.177 (209.85.240.177)  25.120 ms  108.170.233.35 (108.170.233.35)  25.180 ms  216.239.48.79 (216.239.48.79)  27.200 ms
14 google-public-dns-a.google.com (8.8.8.8)  25.040 ms  26.000 ms  23.800 ms
  
```

Name	Description	Standard
Host	Destination for Trace Route	Empty
Max Hops	Set maximum number of hops	20
Time Out	Set timeout	3 seconds
Protocol	Optional: „ICMP“/„UDP“	UDP
Expert Options	Expert Options	Empty

10.3 Link Speed Test

Test the connection speed via upload or download. Please select this area via **“Tools > Link Speed Test”**.



Via the **Browse** button you can upload a corresponding file from the computer. The file should be between 10 and 2000MB in size. After selecting the file, click on the **Upload** button. The result will be displayed

10.4 TCPCDUMP

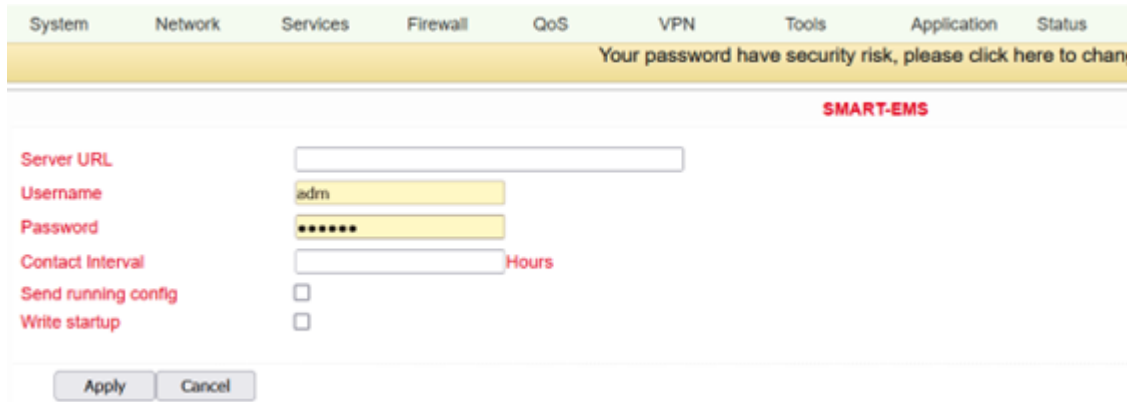
The TCPCDUMP function reads data in the form of packets sent over the network and displays them on the screen or saves them to files.

System	Network	Services	Firewall	QoS	VPN	Tools	Application	Status
Your password have security risk, please click here to change								
TCPCDUMP								
Interface		ANY ▼						
Capture Number		10 (10-1000)						
Expert Options								
Start Capture		Stop Capture		Download Capture File				

11 Application

Under the menu item Application you will find the possibility to connect your router with the management solution SMART EMS of the company Welotec.

11.1 SMART-EMS



The screenshot shows the 'Application' menu item selected in the top navigation bar. Below the navigation bar, a yellow banner displays the message: 'Your password have security risk, please click here to change password'. The main content area is titled 'SMART-EMS' in red. It contains the following configuration fields:

- Server URL**: An empty text input field.
- Username**: A text input field containing the value 'adm'.
- Password**: A password input field with masked characters (dots).
- Contact Interval**: A text input field followed by the unit 'Hours'.
- Send running config**: A checkbox that is currently unchecked.
- Write startup**: A checkbox that is currently unchecked.

At the bottom of the form, there are two buttons: 'Apply' and 'Cancel'.

12 Status

Under “**Status**” you can view information about system, modem, network connections, routing table, device list and protocol.

12.1 System

Select **Status > System** from the menu to retrieve information about your system.

System	Network	Services	Firewall	QoS	VPN	Tools	Application	Status
Your password have security risk, please click here to change!								
System								
Name	Router							
Serial Number	RL6151823435201							
Description	TK525L							
Current Version	2.3.0.r4648							
Current Bootloader Version	1.1.3.r4560							
Router Time	2018-10-01 16:21:57							
PC Time	2018-10-01 16:21:58 <input type="button" value="Sync Time"/>							
Up time	0 day, 02:31:53							
CPU Load (1 / 5 / 15 mins)	0.36 / 0.16 / 0.11							
Memory consumption	27.73MB / 5,864.00KB (20.65%)							
Total/Free								

This page displays the status of the system, including information about the name, model type, current version, etc.

12.2 Modem

Check the status of your modem under **Status > Modem**.

System	Network	Services	Firewall	QoS	VPN	Tools	Application	Status
Your password have security risk, please click here to change!								
Modem								
Dialup								
Status	modem is ready							
Signal Level	📶 (22)							
RSSI	-69 dBm							
Register Status	registered							
IMEI(ESN) Code	867377025051750							
IMSI Code	262011406930165							
Network Type	4G							
PLMN	26201							
LAC	2EE2							
Cell ID	01E13103							

Here you can view the status of the modem including the signal strength.

12.3 Traffic Statistics

If you want to view the data consumption of the SIM card in the TK100, then you can do this under **Status > Traffic Statistics**.

System	Network	Services	Firewall	QoS	VPN	Tools	Application	Status
Your password have security risk, please click here to change!								
Traffic Statistics								
Dialup								
Month Receive Traffic		1,743KB						
Month Transmit Traffic		3,547KB						
Day Receive Traffic		1,743KB						
Day Transmit Traffic		3,547KB						
Hour Receive Traffic		7991B						
Hour Transmit Traffic		7876B						
<div>Clear</div>								

Here you can see the data that was received or transmitted monthly, daily and hourly. Via the button “**Clear**” you can reset the entries to 0.

12.4 Alarm

Check the alarms generated by the TK100, e.g. created under 3.3.7. in the Alarm Manager. You can access this menu item under **Status > Alarm**.

System	Network	Services	Firewall	QoS	VPN	Tools	Application	Status
Your password have security risk, please click here to change!								
Alarm								
ID	Status	Level	Date	Content				
1	raise	INFO	Fri Sep 28 16:36:50 2018	Interface cellular,changed state to up				
2	raise	INFO	Thu Sep 27 16:53:14 2018	Interface cellular,changed state to up				
3	raise	INFO	Tue Aug 1 15:01:12 2017	Interface cellular,changed state to up				
4	raise	INFO	Thu Sep 20 15:47:27 2018	Interface cellular,changed state to down				
5	raise	INFO	Tue Sep 18 15:28:15 2018	Interface cellular,changed state to up				
6	raise	INFO	Thu Sep 20 14:57:49 2018	Interface cellular,changed state to down				
7	raise	INFO	Tue Sep 18 15:26:36 2018	Interface cellular,changed state to up				
8	raise	INFO	Tue Sep 18 15:29:40 2018	Interface cellular,changed state to up				
9	raise	INFO	Tue Sep 18 15:26:16 2018	Interface cellular,changed state to up				
10	raise	INFO	Tue Sep 18 16:01:10 2018	Interface cellular,changed state to down				
11	raise	INFO	Tue Aug 1 14:00:21 2017	Interface cellular,changed state to up				
<div><div>Clear All Alarms</div><div>Confirm All Alarms</div></div>								

In this example, the monthly limit of the SIM card has been reached. With the button “**Clear All Alarms**” you can clear all alarms and with “**Confirm All Alarms**” you confirm that you have taken note of the alarm.

12.5 Network Connections

Via **Status > Network Connections** you can get an overview of the network connections of the TK100.

System	Network	Services	Firewall	QoS	VPN	Tools	Application	Status
Your password have security risk, please click here to change!								
Network Connections								
WAN								
MAC Address	00:18:05:0C:C3:9B							
Connection Type	Dynamic Address (DHCP)							
IP Address	0.0.0.0							
Netmask	0.0.0.0							
Gateway	0.0.0.0							
DNS	0.0.0.0							
MTU	1500							
Status	Renewing...							
Connection time								
Remaining Lease	0 day, 00:00:00							
<input type="button" value="Renew"/> <input type="button" value="Release"/>								
Dialup								
Connection Type	Dialup							
IP Address	37.80.83.157							
Netmask	255.255.255.252							
Gateway	37.80.83.158							
DNS	10.74.210.210,10.74.210.211							
MTU	1500							
Status	Connected							
Connection time	0 day, 02:36:53							
<input type="button" value="Connect"/> <input type="button" value="Disconnect"/>								
LAN								
Connection Type	Static IP							
MAC Address	00:18:05:0C:C3:9C							
IP Address	192.168.2.1							
Netmask	255.255.255.0							
Gateway								
DNS								
MTU	1500							

Here you can see at a glance the network connections via WAN, dialup or LAN.

12.6 Route Table

If you want to have an overview of the routing table in TK100, select **Status > Route Table** from the menu.

System	Network	Services	Firewall	QoS	VPN	Tools	Application	Status
Your password have security risk, please click here to change!								
Route Table								
Destination	Netmask	Gateway	Metric	Interface				
192.168.2.0	255.255.255.255	0.0.0.0	0	tun0				
37.80.83.156	255.255.255.252	0.0.0.0	0	cellular				
192.168.2.0	255.255.255.0	0.0.0.0	0	lan0				
127.0.0.0	255.0.0.0	0.0.0.0	0	lo				
default	0.0.0.0	37.80.83.158	0	cellular				

After clicking on Route Table you will see the routing table of the TK100.

12.7 Device List

System	Network	Services	Firewall	QoS	VPN	Tools	Application	Status
Your password have security risk, please click here to change!								
Device List								
Interface	MAC Address	IP Address	Host					
usb0	4C:54:99:45:E5:D5	37.80.83.158						
lan0	00:0E:C6:CD:23:FE	192.168.2.12						

Under the menu item **Status > Device List** all devices connected to the TK100 are displayed.

Overview of the devices connected to the TK100.

12.8 Log

Documentation of the system events (logs) of the TK100. You can reach this area under **Status > Log**.

System	Network	Services	Firewall	QoS	VPN	Tools	Application	Status
Your password have security risk, please click here to change!								
Log								
								when local remote addresses exist within the same /24 subnet as --ifconfig endpoints. (silence this warning with --ifconfig-nowarn)
notice	Oct 1 16:29:12	openvpn[4015]						TUN/TAP device tun0 opened
notice	Oct 1 16:29:12	openvpn[4015]						TUN/TAP TX queue length set to 100
notice	Oct 1 16:29:12	openvpn[4015]						do_ifconfig, ti->ip6=0, ti->did_ifconfig_ip6_setup=0
notice	Oct 1 16:29:12	openvpn[4015]						/sbin/ifconfig tun0 192.168.3.0 pointopoint 192.168.2.0 mtu 1500
notice	Oct 1 16:29:12	openvpn[4015]						/tmp/OpenVPN_T_1.up tun0 1500 1557 192.168.3.0 192.168.2.0 init
info	Oct 1 16:29:12	openvpn-up[29129]						tunnel(OpenVPN_T_1).tun0 up: 192.168.3.0 <=> 192.168.2.0, tun mtu: 1500, link mtu: 1557
debug	Oct 1 16:29:12	openvpn-up[29129]						add ACL rule: enabled to accept & log, [proto: 1, 0.0.0.0/0 port 7110:7113 => 192.168.2.12 port 7110], Test
debug	Oct 1 16:29:12	openvpn-up[29129]						applying MAC-IP rules
info	Oct 1 16:29:12	openvpn-up[29129]						stop_qoslimit old interface name not get
info	Oct 1 16:29:12	openvpn-up[29129]						ratelimit_enable is 0
info	Oct 1 16:29:12	openvpn-up[29129]						firewall ACL does not exist for domain rules.
info	Oct 1 16:29:12	openvpn-up[29129]						Clear connection table in openvpn up ...
notice	Oct 1 16:29:12	openvpn[4015]						UDPv4 link local: [undef]
notice	Oct 1 16:29:12	openvpn[4015]						UDPv4 link remote: [AF_INET]192.168.2.12:1194
info	Oct 1 16:29:12	udhcpd[460]						Sending discover...
info	Oct 1 16:29:15	udhcpd[460]						Sending discover...
<div> Clear Log Download Log File Download System Diagnosing Data </div>								

This page displays the system log, which can be downloaded here.

It may happen that problems cannot be diagnosed and rectified immediately. In these cases, we ask you to send the diagnostic log to Welotec. To do this, click on **“Download System Diagnosing Data”**, and then send us the log with a description of the error to [\[support@welotec.com\]](mailto:support@welotec.com) [Email: support@welotec.com]

12.9 Third Party Software

Here are the software terms and licenses from all third party vendors related to the TK100 router series.

System	Network	Services	Firewall	QoS	VPN	Tools	Application	Status
Your password have security risk, please click here to change!								
<div>Third Party Software Notices</div> <p>The copyrights for certain portions of the Software may be owned or licensed by other third parties ("Third Party Software") and used and distributed under license. The Third Party Notices includes the acknowledgements, notices and licenses for the Third Party Software. The Third Party Notices can be viewed via the Web Interface. The Third Party Software is licensed according to the applicable Third Party Software license notwithstanding anything to the contrary in this Agreement. The Third Party Software contains copyrighted software that is licensed under the GPL/LGPL or other copyleft licenses. Copies of those licenses are included in the Third Party Notices. Welotec's warranty and liability for the product this Modifications come along with. It is described in your contract with Welotec (including General Terms and Conditions) for the product. You may obtain the complete Corresponding Source code from us for a period of three years after our last shipment of the Software by sending a request letter to:</p> <p>Welotec GmbH, Zum Hagenbach 7, 48366 Laer, Germany</p> <p>Please include "Source for Welotec TK500" and the version number of the software in the request letter. This offer is valid to anyone in receipt of this information.</p> <p>bridge-utils</p> <p>V1.0.4</p> <p>Copyright (C) 2000 Lennert Buytenhek</p> <p>This program is free software; you can redistribute it and/or modify it under the terms of the GNU General Public License as published by the Free Software Foundation, version 2 of the License. This program is distributed by the holder of the Copyright in the hope that it will be useful, but WITHOUT ANY WARRANTY by the holder of the Copyright; without even the implied warranty of MERCHANTABILITY or FITNESS FOR A PARTICULAR PURPOSE. See the GNU General Public License for more details.</p>								

13 Technical Data

13.1 Device properties

Property	Value
Dimensions (W x H x D)	90 x 90 x 25 mm
Operating voltage	230 V AC to 9 V – 36 V DC
Approval	CE compliant

13.2 Environmental requirements

Property	Value
Operating temperature range	-20 to +70 °C
Air humidity	5 - 95 %, non condensing
Concussions	IEC 60068-2-27
Free fall	IEC 60068-2-32
Vibration	IEC 60068-2-6

13.3 Radio frequencies

13.3.1 Radio frequencies LTE Europe

Fre- quency	Frequency range and transmission power
Band 1	Frequency range Down: 2110 MHz – 2170 MHz Frequency range Up: 1920 MHz – 1980 MHz Max. transmission power: 200 mW
Band 3	Frequency range Down: 1805 MHz – 1880 MHz Frequency range Up: 1710 MHz – 1785 MHz Max. transmission power: 200 mW
Band 7	Frequency range Down: 2620 MHz – 2690 MHz Frequency range Up: 2500 MHz – 2570 MHz Max. transmission power: 200 mW
Band 8	Frequency range Down: 925 MHz – 960 MHz Frequency range Up: 880 MHz – 915 MHz Max. transmission power: 200 mW
Band 20	Frequency range Down: 791 MHz – 821 MHz Frequency range Up: 832 MHz – 862 MHz Max. transmission power: 200 mW
Band 28	Frequency range Down: 703 MHz – 748 MHz Frequency range Up: 758 MHz – 803 MHz Max. transmission power: 200 mW

13.3.2 Radio frequencies UMTS Europe

Fre- quency	Frequency range and transmission power
Band 1	Frequency range Down: 2110 MHz – 2170 MHz Frequency range Up: 1920 MHz – 1980 MHz Max. transmission power: 251 mW
Band 8	Frequency range Down: 925 MHz – 960 MHz Frequency range Up: 880 MHz – 915 MHz Max. transmission power: 251 mW

13.3.3 Radio frequencies GSM Europe

Fre- quency	Frequency range and transmission power
GSM 900	Frequency range Down: 925 MHz – 960 MHz Frequency range Up: 880 MHz – 915 MHz Max. transmission power: 1995 mW
GSM 1800	Frequency range Down: 1805 MHz – 1880 MHz Frequency range Up: 1710 MHz – 1785 MHz Max. transmission power: 40 mW

13.3.4 Radio frequencies LTE Asia

Fre- quency	Frequency range and transmission power
Band 1	Frequency range Down: 2110 MHz – 2170 MHz Frequency range Up: 1920 MHz – 1980 MHz Max. transmission power: 200 mW
Band 3	Frequency range Down: 1805 MHz – 1880 MHz Frequency range Up: 1710 MHz – 1785 MHz Max. transmission power: 200 mW
Band 7	Frequency range Down: 2620 MHz – 2690 MHz Frequency range Up: 2500 MHz – 2570 MHz Max. transmission power: 200 mW
Band 8	Frequency range Down: 925 MHz – 960 MHz Frequency range Up: 880 MHz – 915 MHz Max. transmission power: 200 mW
Band 20	Frequency range Down: 791 MHz – 821 MHz Frequency range Up: 832 MHz – 862 MHz Max. transmission power: 200 mW
Band 28	Frequency range Down: 703 MHz – 748 MHz Frequency range Up: 758 MHz – 803 MHz Max. transmission power: 200 mW

13.3.5 Radio frequencies UMTS Asia

Fre- quency	Frequency range and transmission power
Band 1	Frequency range Down: 2110 MHz – 2170 MHz Frequency range Up: 1920 MHz – 1980 MHz Max. transmission power: 251 mW
Band 8	Frequency range Down: 925 MHz – 960 MHz Frequency range Up: 880 MHz – 915 MHz Max. transmission power: 251 mW

13.3.6 Radio frequencies GSM Asia

Fre- quency	Frequency range and transmission power
GSM 900	Frequency range Down: 925 MHz – 960 MHz Frequency range Up: 880 MHz – 915 MHz Max. transmission power: 1995 mW
GSM 1800	Frequency range Down: 1805 MHz – 1880 MHz Frequency range Up: 1710 MHz – 1785 MHz Max. transmission power: 1000 mW

13.3.7 Radio frequencies UMTS Global

Fre- quency	Frequency range and transmission power
Band 1	Frequency range Down: 2110 MHz – 2170 MHz Frequency range Up: 1920 MHz – 1980 MHz Max. transmission power: 251 mW
Band 8	Frequency range Down: 925 MHz – 960 MHz Frequency range Up: 880 MHz – 915 MHz Max. transmission power: 251 mW

13.3.8 Radio frequencies GSM Global

Fre- quency	Frequency range and transmission power
GSM 900	Frequency range Down: 925 MHz – 960 MHz Frequency range Up: 880 MHz – 915 MHz Max. transmission power: 1995 mW
GSM 1800	Frequency range Down: 1805 MHz – 1880 MHz Frequency range Up: 1710 MHz – 1785 MHz Max. transmission power: 40 mW

14 Support

Send an email to the following address in case of problems with installation and operation: [support@welotec.com][Email: support@welotec.com]

15 OSS Clearings

The copyrights for certain portions of the Software may be owned or licensed by other third parties (“Third Party Software”) and used and distributed under license. The Third Party Notices includes the acknowledgements, notices and licenses for the Third Party Software. The Third Party Notices can be viewed via the Web Interface. The Third Party Software is licensed according to the applicable Third Party Software license notwithstanding anything to the contrary in this Agreement. The Third Party Software contains copyrighted software that is licensed under the GPL/LGPL or other copyleft licenses. Copies of those licenses are included in the Third Party Notices. Welotec’s warranty and liability for Welotec’s modification to the software shown below is the same as Welotec’s warranty and liability for the product this Modifications come along with. It is described in your contract with Welotec (including General Terms and Conditions) for the product. You may obtain the complete Corresponding Source code from us for a period of three years after our last shipment of the Software by sending a request letter to:

Welotec GmbH, Zum Hagenbach 7, 48366 Laer, Germany

Please include “Source for Welotec TK100” and the version number of the software in the request letter. This offer is valid to anyone in receipt of this information.

bridge-utils

V1.0.4

Copyright (C) 2000 Lennert Buytenhek

This program is free software; you can redistribute it and/or modify it under the terms of the GNU General Public License as published by the Free Software Foundation, version 2 of the License. This program is distributed by the holder of the Copyright in the hope that it will be useful, but WITHOUT ANY WARRANTY by the holder of the Copyright; without even the implied warranty of MERCHANTABILITY or FITNESS FOR A PARTICULAR PURPOSE. See the GNU General Public License for more details.

License: GPLv2 (See below)

Busybox

V1.36.1

Copyright (C) 1998-2023 Erik Andersen, Rob Landley, Denys Vlasenko and others.

This program is free software; you can redistribute it and/or modify it under the terms of the GNU General Public License as published by the Free Software Foundation, version 2 of the License. This program is distributed by the holder of the Copyright in the hope that it will be useful, but WITHOUT ANY WARRANTY by the holder of the Copyright; without even the implied warranty of MERCHANTABILITY or FITNESS FOR A PARTICULAR PURPOSE. See the GNU General Public License for more details.

License: GPLv2 (See below)

c-ares

V1.34.5

Copyright 1998 by the Massachusetts Institute of Technology.

Permission is hereby granted, free of charge, to any person obtaining a copy of this software and associated documentation files (the “Software”), to deal in the Software without restriction, including without limitation the rights to use, copy, modify, merge, publish, distribute, sublicense, and/or sell copies of the Software, and to permit persons to whom the Software is furnished to do so, subject to the following conditions:

The above copyright notice and this permission notice shall be included in all copies or substantial portions of the Software.

THE SOFTWARE IS PROVIDED “AS IS”, WITHOUT WARRANTY OF ANY KIND, EXPRESS OR IMPLIED, INCLUDING BUT NOT LIMITED TO THE WARRANTIES OF MERCHANTABILITY, FITNESS FOR A PARTICULAR PURPOSE AND NONINFRINGEMENT. IN NO EVENT SHALL THE AUTHORS OR COPYRIGHT HOLDERS BE LIABLE FOR ANY CLAIM, DAMAGES OR OTHER LIABILITY, WHETHER IN AN ACTION OF CONTRACT, TORT OR OTHERWISE, ARISING FROM, OUT OF OR IN CONNECTION WITH THE SOFTWARE OR THE USE OR OTHER DEALINGS IN THE SOFTWARE.

License: MIT (See below)

conntrack-tools

V1.0.0

Copyright © 2008 Pablo Neira Ayuso

This program is free software; you can redistribute it and/or modify it under the terms of the GNU General Public License as published by the Free Software Foundation, version 2 of the License. This program is distributed by the holder of the Copyright in the hope that it will be useful, but WITHOUT ANY WARRANTY by the holder of the Copyright; without even the implied warranty of MERCHANTABILITY or FITNESS FOR A PARTICULAR PURPOSE. See the GNU General Public License for more details.

License: GPLv2 (See below)

libnetfilter_conntrack

V0.9.1

Copyright (C) 2005-2010 Pablo Neira Ayuso

This program is free software; you can redistribute it and/or modify it under the terms of the GNU General Public License as published by the Free Software Foundation, version 2 of the License. This program is distributed by the holder of the Copyright in the hope that it will be useful, but WITHOUT ANY WARRANTY by the holder of the Copyright; without even the implied warranty of MERCHANTABILITY or FITNESS FOR A PARTICULAR PURPOSE. See the GNU General Public License for more details.

License: GPLv2 (See below)

libnftnl

V1.0.0

Copyright (C) 2001-2005 Netfilter Core Team

This program is free software; you can redistribute it and/or modify it under the terms of the GNU General Public License as published by the Free Software Foundation, version 2 of the License. This program is distributed by the holder of the Copyright in the hope that it will be useful, but WITHOUT ANY WARRANTY by the holder of the Copyright; without even the implied warranty of MERCHANTABILITY or FITNESS FOR A PARTICULAR PURPOSE. See the GNU General Public License for more details.

License: GPLv2 (See below)

curl

V8.12.0

Copyright (c) 1996 - 2025, Daniel Stenberg, daniel@haxx.se.

License: CURL (See below)

dnsmasq

V2.85

Copyright (c) 2000-2021 Simon Kelley

This program is free software; you can redistribute it and/or modify it under the terms of the GNU General Public License as published by the Free Software Foundation, version 2 of the License. This program is distributed by the holder of the Copyright in the hope that it will be useful, but WITHOUT ANY WARRANTY by the holder of the

Copyright; without even the implied warranty of MERCHANTABILITY or FITNESS FOR A PARTICULAR PURPOSE. See the GNU General Public License for more details.

License: GPLv2 (See below)

dropbear

V2020.81

Copyright (c) 2002,2003 Matt Johnston

Permission is hereby granted, free of charge, to any person obtaining a copy of this software and associated documentation files (the "Software"), to deal in the Software without restriction, including without limitation the rights to use, copy, modify, merge, publish, distribute, sublicense, and/or sell copies of the Software, and to permit persons to whom the Software is furnished to do so, subject to the following conditions:

The above copyright notice and this permission notice shall be included in all copies or substantial portions of the Software.

THE SOFTWARE IS PROVIDED "AS IS", WITHOUT WARRANTY OF ANY KIND, EXPRESS OR IMPLIED, INCLUDING BUT NOT LIMITED TO THE WARRANTIES OF MERCHANTABILITY, FITNESS FOR A PARTICULAR PURPOSE AND NONINFRINGEMENT. IN NO EVENT SHALL THE AUTHORS OR COPYRIGHT HOLDERS BE LIABLE FOR ANY CLAIM, DAMAGES OR OTHER LIABILITY, WHETHER IN AN ACTION OF CONTRACT, TORT OR OTHERWISE, ARISING FROM, OUT OF OR IN CONNECTION WITH THE SOFTWARE OR THE USE OR OTHER DEALINGS IN THE SOFTWARE.

License: MIT (See below)

ez-ipupdate

V3.0.11b7

Copyright (C) 1998 Angus Mackay.

This program is free software; you can redistribute it and/or modify it under the terms of the GNU General Public License as published by the Free Software Foundation, version 2 of the License. This program is distributed by the holder of the Copyright in the hope that it will be useful, but WITHOUT ANY WARRANTY by the holder of the Copyright; without even the implied warranty of MERCHANTABILITY or FITNESS FOR A PARTICULAR PURPOSE. See the GNU General Public License for more details.

License: GPLv2 (See below)

iproute2

V2.6.11

Copyright (C) 2004 by Harald Welte laforge@numonks.org

Copyright 2001 by Robert Olsson robert.olsson@its.uu.se

Copyright (C)2005 USAGI/WIDE Project

Copyright (c) 1996 by Internet Software Consortium

This program is free software; you can redistribute it and/or modify it under the terms of the GNU General Public License as published by the Free Software Foundation, version 2 of the License. This program is distributed by the holder of the Copyright in the hope that it will be useful, but WITHOUT ANY WARRANTY by the holder of the Copyright; without even the implied warranty of MERCHANTABILITY or FITNESS FOR A PARTICULAR PURPOSE. See the GNU General Public License for more details.

License: GPLv2 (See below)

iptables

V1.6.2

Copyright (c) 2000-2001 Netfilter Core Team

This program is free software; you can redistribute it and/or modify it under the terms of the GNU General Public License as published by the Free Software Foundation, version 2 of the License. This program is distributed by

the holder of the Copyright in the hope that it will be useful, but WITHOUT ANY WARRANTY by the holder of the Copyright; without even the implied warranty of MERCHANTABILITY or FITNESS FOR A PARTICULAR PURPOSE. See the GNU General Public License for more details.

License: GPLv2 (See below)

ebtables

V2.0.10-4

Copyright (C) 1999 Paul Rusty Russell & Michael J. Neuling

This program is free software; you can redistribute it and/or modify it under the terms of the GNU General Public License as published by the Free Software Foundation, version 2 of the License. This program is distributed by the holder of the Copyright in the hope that it will be useful, but WITHOUT ANY WARRANTY by the holder of the Copyright; without even the implied warranty of MERCHANTABILITY or FITNESS FOR A PARTICULAR PURPOSE. See the GNU General Public License for more details.

License: GPLv2 (See below)

jansson

V2.12

Copyright (c) 2009-2016 Petri Lehtinen petri@digip.org

Permission is hereby granted, free of charge, to any person obtaining a copy of this software and associated documentation files (the "Software"), to deal in the Software without restriction, including without limitation the rights to use, copy, modify, merge, publish, distribute, sublicense, and/or sell copies of the Software, and to permit persons to whom the Software is furnished to do so, subject to the following conditions:

The above copyright notice and this permission notice shall be included in all copies or substantial portions of the Software.

THE SOFTWARE IS PROVIDED "AS IS", WITHOUT WARRANTY OF ANY KIND, EXPRESS OR IMPLIED, INCLUDING BUT NOT LIMITED TO THE WARRANTIES OF MERCHANTABILITY, FITNESS FOR A PARTICULAR PURPOSE AND NONINFRINGEMENT. IN NO EVENT SHALL THE AUTHORS OR COPYRIGHT HOLDERS BE LIABLE FOR ANY CLAIM, DAMAGES OR OTHER LIABILITY, WHETHER IN AN ACTION OF CONTRACT, TORT OR OTHERWISE, ARISING FROM, OUT OF OR IN CONNECTION WITH THE SOFTWARE OR THE USE OR OTHER DEALINGS IN THE SOFTWARE.

License: MIT (See below)

libevent

V2.1.8

Copyright (c) 2000-2007 Niels Provos provos@citi.umich.edu

Copyright (c) 2007-2012 Niels Provos and Nick Mathewson

THIS SOFTWARE IS PROVIDED "AS IS" AND WITHOUT ANY EXPRESS OR IMPLIED WARRANTIES, INCLUDING, WITHOUT LIMITATION, THE IMPLIED WARRANTIES OF MERCHANTABILITY AND FITNESS FOR A PARTICULAR PURPOSE.

License: BSD (See below)

libpcap_noring

V1.10.5

Copyright (C) The Internet Society (2004).

Copyright (c) 2000 Torsten Landschoff torsten@debian.org

THIS SOFTWARE IS PROVIDED "AS IS" AND WITHOUT ANY EXPRESS OR IMPLIED WARRANTIES, INCLUDING, WITHOUT LIMITATION, THE IMPLIED WARRANTIES OF MERCHANTABILITY AND FITNESS FOR A PARTICULAR PURPOSE.

License: BSD (See below)

linux

V3.10.14

Copyright (C) 1991 - 2013 Linus Torvalds and others

This program is free software; you can redistribute it and/or modify it under the terms of the GNU General Public License as published by the Free Software Foundation, version 2 of the License. This program is distributed by the holder of the Copyright in the hope that it will be useful, but WITHOUT ANY WARRANTY by the holder of the Copyright; without even the implied warranty of MERCHANTABILITY or FITNESS FOR A PARTICULAR PURPOSE. See the GNU General Public License for more details.

License: GPLv2 (See below)

matrixssl

V3.8.7b-OPEN

Copyright (c) 2013-2016 INSIDE Secure Corporation

Copyright (c) PeerSec Networks, 2002-2011

This program is free software; you can redistribute it and/or modify it under the terms of the GNU General Public License as published by the Free Software Foundation, version 2 of the License. This program is distributed by the holder of the Copyright in the hope that it will be useful, but WITHOUT ANY WARRANTY by the holder of the Copyright; without even the implied warranty of MERCHANTABILITY or FITNESS FOR A PARTICULAR PURPOSE. See the GNU General Public License for more details.

License: GPLv2 (See below)

ncurses

V5.6

Copyright 2001 by Pradeep Padala

Permission is hereby granted, free of charge, to any person obtaining a copy of this software and associated documentation files (the "Software"), to deal in the Software without restriction, including without limitation the rights to use, copy, modify, merge, publish, distribute, distribute with modifications, sublicense, and/or sell copies of the Software, and to permit persons to whom the Software is furnished to do so, subject to the following conditions:

The above copyright notice and this permission notice shall be included in all copies or substantial portions of the Software.

THE SOFTWARE IS PROVIDED "AS IS", WITHOUT WARRANTY OF ANY KIND, EXPRESS OR IMPLIED, INCLUDING BUT NOT LIMITED TO THE WARRANTIES OF MERCHANTABILITY, FITNESS FOR A PARTICULAR PURPOSE AND NONINFRINGEMENT. IN NO EVENT SHALL THE ABOVE COPYRIGHT HOLDERS BE LIABLE FOR ANY CLAIM, DAMAGES OR OTHER LIABILITY, WHETHER IN AN ACTION OF CONTRACT, TORT OR OTHERWISE, ARISING FROM, OUT OF OR IN CONNECTION WITH THE SOFTWARE OR THE USE OR OTHER DEALINGS IN THE SOFTWARE.

Except as contained in this notice, the name(s) of the above copyright holders shall not be used in advertising or otherwise to promote the sale, use or other dealings in this Software without prior written authorization.

License: MIT-X11 (See below)

net-snmp

V5.4.1

Copyright 1989, 1991, 1992 by Carnegie Mellon University

Copyright 1996, 1998-2000 The Regents of the University of California

Copyright (c) 2001-2003, Networks Associates Technology, Inc

Copyright 2003 Sun Microsystems, Inc., 4150 Network Circle, Santa Clara,

Copyright (c) 2003-2006, Sparta, Inc

Copyright (c) 2004, Cisco, Inc and Information Network

Copyright (c) Fabasoft R&D Software GmbH & Co KG, 2003

Various copyrights apply to this package, listed in various separate parts below. Please make sure that you read all the parts. --- Part 1: CMU/UCD copyright notice: (BSD like) --- Copyright 1989, 1991, 1992 by Carnegie Mellon University Derivative Work - 1996, 1998-2000 Copyright 1996, 1998-2000 The Regents of the University of California

All Rights Reserved

Permission to use, copy, modify and distribute this software and its documentation for any purpose and without fee is hereby granted, provided that the above copyright notice appears in all copies and that both that copyright notice and this permission notice appear in supporting documentation, and that the name of CMU and The Regents of the University of California not be used in advertising or publicity pertaining to distribution of the software without specific written permission.

CMU AND THE REGENTS OF THE UNIVERSITY OF CALIFORNIA DISCLAIM ALL WARRANTIES WITH REGARD TO THIS SOFTWARE, INCLUDING ALL IMPLIED WARRANTIES OF MERCHANTABILITY AND FITNESS. IN NO EVENT SHALL CMU OR THE REGENTS OF THE UNIVERSITY OF CALIFORNIA BE LIABLE FOR ANY SPECIAL, INDIRECT OR CONSEQUENTIAL DAMAGES OR ANY DAMAGES WHATSOEVER RESULTING FROM THE LOSS OF USE, DATA OR PROFITS, WHETHER IN AN ACTION OF CONTRACT, NEGLIGENCE OR OTHER TORTIOUS ACTION, ARISING OUT OF OR IN CONNECTION WITH THE USE OR PERFORMANCE OF THIS SOFTWARE.

--- Part 2: Networks Associates Technology, Inc copyright notice (BSD) ---

Copyright (c) 2001-2003, Networks Associates Technology, Inc All rights reserved.

Redistribution and use in source and binary forms, with or without modification, are permitted provided that the following conditions are met:

- Redistributions of source code must retain the above copyright notice, this list of conditions and the following disclaimer.
- Redistributions in binary form must reproduce the above copyright notice, this list of conditions and the following disclaimer in the documentation and/or other materials provided with the distribution.
- Neither the name of the Networks Associates Technology, Inc nor the names of its contributors may be used to endorse or promote products derived from this software without specific prior written permission.

THIS SOFTWARE IS PROVIDED BY THE COPYRIGHT HOLDERS AND CONTRIBUTORS "AS IS" AND ANY EXPRESS OR IMPLIED WARRANTIES, INCLUDING, BUT NOT LIMITED TO, THE IMPLIED WARRANTIES OF MERCHANTABILITY AND FITNESS FOR A PARTICULAR PURPOSE ARE DISCLAIMED. IN NO EVENT SHALL THE COPYRIGHT HOLDERS OR CONTRIBUTORS BE LIABLE FOR ANY DIRECT, INDIRECT, INCIDENTAL, SPECIAL, EXEMPLARY, OR CONSEQUENTIAL DAMAGES (INCLUDING, BUT NOT LIMITED TO, PROCUREMENT OF SUBSTITUTE GOODS OR SERVICES; LOSS OF USE, DATA, OR PROFITS; OR BUSINESS INTERRUPTION) HOWEVER CAUSED AND ON ANY THEORY OF LIABILITY, WHETHER IN CONTRACT, STRICT LIABILITY, OR TORT (INCLUDING NEGLIGENCE OR OTHERWISE) ARISING IN ANY WAY OUT OF THE USE OF THIS SOFTWARE, EVEN IF ADVISED OF THE POSSIBILITY OF SUCH DAMAGE.

--- Part 3: Cambridge Broadband Ltd. copyright notice (BSD) ---

Portions of this code are copyright (c) 2001-2003, Cambridge Broadband Ltd. All rights reserved.

Redistribution and use in source and binary forms, with or without modification, are permitted provided that the following conditions are met:

- Redistributions of source code must retain the above copyright notice, this list of conditions and the following disclaimer.
- Redistributions in binary form must reproduce the above copyright notice, this list of conditions and the following disclaimer in the documentation and/or other materials provided with the distribution.
- The name of Cambridge Broadband Ltd. may not be used to endorse or promote products derived from this software without specific prior written permission.

THIS SOFTWARE IS PROVIDED BY THE COPYRIGHT HOLDER "AS IS" AND ANY EXPRESS OR IMPLIED WARRANTIES, INCLUDING, BUT NOT LIMITED TO, THE IMPLIED WARRANTIES OF MERCHANTABILITY AND FITNESS FOR A PARTICULAR PURPOSE ARE DISCLAIMED. IN NO EVENT SHALL THE COPYRIGHT HOLDER BE LIABLE FOR ANY DIRECT, IN-

DIRECT, INCIDENTAL, SPECIAL, EXEMPLARY, OR CONSEQUENTIAL DAMAGES (INCLUDING, BUT NOT LIMITED TO, PROCUREMENT OF SUBSTITUTE GOODS OR SERVICES; LOSS OF USE, DATA, OR PROFITS; OR BUSINESS INTERRUPTION) HOWEVER CAUSED AND ON ANY THEORY OF LIABILITY, WHETHER IN CONTRACT, STRICT LIABILITY, OR TORT (INCLUDING NEGLIGENCE OR OTHERWISE) ARISING IN ANY WAY OUT OF THE USE OF THIS SOFTWARE, EVEN IF ADVISED OF THE POSSIBILITY OF SUCH DAMAGE.

--- Part 4: Sun Microsystems, Inc. copyright notice (BSD) ---

Copyright © 2003 Sun Microsystems, Inc., 4150 Network Circle, Santa Clara, California 95054, U.S.A. All rights reserved.

Use is subject to license terms below.

This distribution may include materials developed by third parties.

Sun, Sun Microsystems, the Sun logo and Solaris are trademarks or registered trademarks of Sun Microsystems, Inc. in the U.S. and other countries.

Redistribution and use in source and binary forms, with or without modification, are permitted provided that the following conditions are met:

- Redistributions of source code must retain the above copyright notice, this list of conditions and the following disclaimer.
- Redistributions in binary form must reproduce the above copyright notice, this list of conditions and the following disclaimer in the documentation and/or other materials provided with the distribution.
- Neither the name of the Sun Microsystems, Inc. nor the names of its contributors may be used to endorse or promote products derived from this software without specific prior written permission.

THIS SOFTWARE IS PROVIDED BY THE COPYRIGHT HOLDERS AND CONTRIBUTORS "AS IS" AND ANY EXPRESS OR IMPLIED WARRANTIES, INCLUDING, BUT NOT LIMITED TO, THE IMPLIED WARRANTIES OF MERCHANTABILITY AND FITNESS FOR A PARTICULAR PURPOSE ARE DISCLAIMED. IN NO EVENT SHALL THE COPYRIGHT HOLDERS OR CONTRIBUTORS BE LIABLE FOR ANY DIRECT, INDIRECT, INCIDENTAL, SPECIAL, EXEMPLARY, OR CONSEQUENTIAL DAMAGES (INCLUDING, BUT NOT LIMITED TO, PROCUREMENT OF SUBSTITUTE GOODS OR SERVICES; LOSS OF USE, DATA, OR PROFITS; OR BUSINESS INTERRUPTION) HOWEVER CAUSED AND ON ANY THEORY OF LIABILITY, WHETHER IN CONTRACT, STRICT LIABILITY, OR TORT (INCLUDING NEGLIGENCE OR OTHERWISE) ARISING IN ANY WAY OUT OF THE USE OF THIS SOFTWARE, EVEN IF ADVISED OF THE POSSIBILITY OF SUCH DAMAGE.

--- Part 5: Sparta, Inc copyright notice (BSD) ---

Copyright (c) 2003-2009, Sparta, Inc All rights reserved.

Redistribution and use in source and binary forms, with or without modification, are permitted provided that the following conditions are met:

- Redistributions of source code must retain the above copyright notice, this list of conditions and the following disclaimer.
- Redistributions in binary form must reproduce the above copyright notice, this list of conditions and the following disclaimer in the documentation and/or other materials provided with the distribution.
- Neither the name of Sparta, Inc nor the names of its contributors may be used to endorse or promote products derived from this software without specific prior written permission.

THIS SOFTWARE IS PROVIDED BY THE COPYRIGHT HOLDERS AND CONTRIBUTORS "AS IS" AND ANY EXPRESS OR IMPLIED WARRANTIES, INCLUDING, BUT NOT LIMITED TO, THE IMPLIED WARRANTIES OF MERCHANTABILITY AND FITNESS FOR A PARTICULAR PURPOSE ARE DISCLAIMED. IN NO EVENT SHALL THE COPYRIGHT HOLDERS OR CONTRIBUTORS BE LIABLE FOR ANY DIRECT, INDIRECT, INCIDENTAL, SPECIAL, EXEMPLARY, OR CONSEQUENTIAL DAMAGES (INCLUDING, BUT NOT LIMITED TO, PROCUREMENT OF SUBSTITUTE GOODS OR SERVICES; LOSS OF USE, DATA, OR PROFITS; OR BUSINESS INTERRUPTION) HOWEVER CAUSED AND ON ANY THEORY OF LIABILITY, WHETHER IN CONTRACT, STRICT LIABILITY, OR TORT (INCLUDING NEGLIGENCE OR OTHERWISE) ARISING IN ANY WAY OUT OF THE USE OF THIS SOFTWARE, EVEN IF ADVISED OF THE POSSIBILITY OF SUCH DAMAGE.

--- Part 6: Cisco/BUPTNIC copyright notice (BSD) ---

Copyright (c) 2004, Cisco, Inc and Information Network Center of Beijing University of Posts and Telecommunications. All rights reserved.

Redistribution and use in source and binary forms, with or without modification, are permitted provided that the following conditions are met:

- Redistributions of source code must retain the above copyright notice, this list of conditions and the following disclaimer.
- Redistributions in binary form must reproduce the above copyright notice, this list of conditions and the following disclaimer in the documentation and/or other materials provided with the distribution.
- Neither the name of Cisco, Inc, Beijing University of Posts and Telecommunications, nor the names of their contributors may be used to endorse or promote products derived from this software without specific prior written permission.

THIS SOFTWARE IS PROVIDED BY THE COPYRIGHT HOLDERS AND CONTRIBUTORS "AS IS" AND ANY EXPRESS OR IMPLIED WARRANTIES, INCLUDING, BUT NOT LIMITED TO, THE IMPLIED WARRANTIES OF MERCHANTABILITY AND FITNESS FOR A PARTICULAR PURPOSE ARE DISCLAIMED. IN NO EVENT SHALL THE COPYRIGHT HOLDERS OR CONTRIBUTORS BE LIABLE FOR ANY DIRECT, INDIRECT, INCIDENTAL, SPECIAL, EXEMPLARY, OR CONSEQUENTIAL DAMAGES (INCLUDING, BUT NOT LIMITED TO, PROCUREMENT OF SUBSTITUTE GOODS OR SERVICES; LOSS OF USE, DATA, OR PROFITS; OR BUSINESS INTERRUPTION) HOWEVER CAUSED AND ON ANY THEORY OF LIABILITY, WHETHER IN CONTRACT, STRICT LIABILITY, OR TORT (INCLUDING NEGLIGENCE OR OTHERWISE) ARISING IN ANY WAY OUT OF THE USE OF THIS SOFTWARE, EVEN IF ADVISED OF THE POSSIBILITY OF SUCH DAMAGE.

— Part 7: Fabasoft R&D Software GmbH & Co KG copyright notice (BSD) —

Copyright (c) Fabasoft R&D Software GmbH & Co KG, 2003 oss@fabasoft.com Author: Bernhard Penz

Redistribution and use in source and binary forms, with or without modification, are permitted provided that the following conditions are met:

- Redistributions of source code must retain the above copyright notice, this list of conditions and the following disclaimer.
- Redistributions in binary form must reproduce the above copyright notice, this list of conditions and the following disclaimer in the documentation and/or other materials provided with the distribution.
- The name of Fabasoft R&D Software GmbH & Co KG or any of its subsidiaries, brand or product names may not be used to endorse or promote products derived from this software without specific prior written permission.

THIS SOFTWARE IS PROVIDED BY THE COPYRIGHT HOLDER "AS IS" AND ANY EXPRESS OR IMPLIED WARRANTIES, INCLUDING, BUT NOT LIMITED TO, THE IMPLIED WARRANTIES OF MERCHANTABILITY AND FITNESS FOR A PARTICULAR PURPOSE ARE DISCLAIMED. IN NO EVENT SHALL THE COPYRIGHT HOLDER BE LIABLE FOR ANY DIRECT, INDIRECT, INCIDENTAL, SPECIAL, EXEMPLARY, OR CONSEQUENTIAL DAMAGES (INCLUDING, BUT NOT LIMITED TO, PROCUREMENT OF SUBSTITUTE GOODS OR SERVICES; LOSS OF USE, DATA, OR PROFITS; OR BUSINESS INTERRUPTION) HOWEVER CAUSED AND ON ANY THEORY OF LIABILITY, WHETHER IN CONTRACT, STRICT LIABILITY, OR TORT (INCLUDING NEGLIGENCE OR OTHERWISE) ARISING IN ANY WAY OUT OF THE USE OF THIS SOFTWARE, EVEN IF ADVISED OF THE POSSIBILITY OF SUCH DAMAGE.

— Part 8: Apple Inc. copyright notice (BSD) —

Copyright (c) 2007 Apple Inc. All rights reserved.

Redistribution and use in source and binary forms, with or without modification, are permitted provided that the following conditions are met:

1. Redistributions of source code must retain the above copyright notice, this list of conditions and the following disclaimer.
2. Redistributions in binary form must reproduce the above copyright notice, this list of conditions and the following disclaimer in the documentation and/or other materials provided with the distribution.
3. Neither the name of Apple Inc. ("Apple") nor the names of its contributors may be used to endorse or promote products derived from this software without specific prior written permission.

THIS SOFTWARE IS PROVIDED BY APPLE AND ITS CONTRIBUTORS “AS IS” AND ANY EXPRESS OR IMPLIED WARRANTIES, INCLUDING, BUT NOT LIMITED TO, THE IMPLIED WARRANTIES OF MERCHANTABILITY AND FITNESS FOR A PARTICULAR PURPOSE ARE DISCLAIMED. IN NO EVENT SHALL APPLE OR ITS CONTRIBUTORS BE LIABLE FOR ANY DIRECT, INDIRECT, INCIDENTAL, SPECIAL, EXEMPLARY, OR CONSEQUENTIAL DAMAGES (INCLUDING, BUT NOT LIMITED TO, PROCUREMENT OF SUBSTITUTE GOODS OR SERVICES; LOSS OF USE, DATA, OR PROFITS; OR BUSINESS INTERRUPTION) HOWEVER CAUSED AND ON ANY THEORY OF LIABILITY, WHETHER IN CONTRACT, STRICT LIABILITY, OR TORT (INCLUDING NEGLIGENCE OR OTHERWISE) ARISING IN ANY WAY OUT OF THE USE OF THIS SOFTWARE, EVEN IF ADVISED OF THE POSSIBILITY OF SUCH DAMAGE.

— Part 9: ScienceLogic, LLC copyright notice (BSD) —

Copyright (c) 2009, ScienceLogic, LLC All rights reserved.

Redistribution and use in source and binary forms, with or without modification, are permitted provided that the following conditions are met:

- Redistributions of source code must retain the above copyright notice, this list of conditions and the following disclaimer.
- Redistributions in binary form must reproduce the above copyright notice, this list of conditions and the following disclaimer in the documentation and/or other materials provided with the distribution.
- Neither the name of ScienceLogic, LLC nor the names of its contributors may be used to endorse or promote products derived from this software without specific prior written permission.

THIS SOFTWARE IS PROVIDED BY THE COPYRIGHT HOLDERS AND CONTRIBUTORS “AS IS” AND ANY EXPRESS OR IMPLIED WARRANTIES, INCLUDING, BUT NOT LIMITED TO, THE IMPLIED WARRANTIES OF MERCHANTABILITY AND FITNESS FOR A PARTICULAR PURPOSE ARE DISCLAIMED. IN NO EVENT SHALL THE COPYRIGHT HOLDERS OR CONTRIBUTORS BE LIABLE FOR ANY DIRECT, INDIRECT, INCIDENTAL, SPECIAL, EXEMPLARY, OR CONSEQUENTIAL DAMAGES (INCLUDING, BUT NOT LIMITED TO, PROCUREMENT OF SUBSTITUTE GOODS OR SERVICES; LOSS OF USE, DATA, OR PROFITS; OR BUSINESS INTERRUPTION) HOWEVER CAUSED AND ON ANY THEORY OF LIABILITY, WHETHER IN CONTRACT, STRICT LIABILITY, OR TORT (INCLUDING NEGLIGENCE OR OTHERWISE) ARISING IN ANY WAY OUT OF THE USE OF THIS SOFTWARE, EVEN IF ADVISED OF THE POSSIBILITY OF SUCH DAMAGE.

License: BSD (See below)

openssl

V1.0.2u

Copyright (c) 1998-2017 The OpenSSL Project

Copyright (c) 1995-1998 Eric A. Young, Tim J. Hudson

THIS SOFTWARE IS PROVIDED BY THE OpenSSL PROJECT “AS IS” AND ANY EXPRESSED OR IMPLIED WARRANTIES, INCLUDING, BUT NOT LIMITED TO, THE IMPLIED WARRANTIES OF MERCHANTABILITY AND FITNESS FOR A PARTICULAR PURPOSE ARE DISCLAIMED. IN NO EVENT SHALL THE OpenSSL PROJECT OR ITS CONTRIBUTORS BE LIABLE FOR ANY DIRECT, INDIRECT, INCIDENTAL, SPECIAL, EXEMPLARY, OR CONSEQUENTIAL DAMAGES (INCLUDING, BUT NOT LIMITED TO, PROCUREMENT OF SUBSTITUTE GOODS OR SERVICES; LOSS OF USE, DATA, OR PROFITS; OR BUSINESS INTERRUPTION) HOWEVER CAUSED AND ON ANY THEORY OF LIABILITY, WHETHER IN CONTRACT, STRICT LIABILITY, OR TORT (INCLUDING NEGLIGENCE OR OTHERWISE) ARISING IN ANY WAY OUT OF THE USE OF THIS SOFTWARE, EVEN IF ADVISED OF THE POSSIBILITY OF SUCH DAMAGE.

License: OpenSSL (See below)

strongswan

V5.9.0

Copyright (C) 1994-2017 Free Software Foundation, Inc

This program is free software; you can redistribute it and/or modify it under the terms of the GNU General Public License as published by the Free Software Foundation, version 2 of the License. This program is distributed by the holder of the Copyright in the hope that it will be useful, but WITHOUT ANY WARRANTY by the holder of the

Copyright; without even the implied warranty of MERCHANTABILITY or FITNESS FOR A PARTICULAR PURPOSE. See the GNU General Public License for more details.

License: GPLv2 (See below)

openvpn

V2.5.9

Copyright (C) 2002-2018 OpenVPN Technologies, Inc. sales@openvpn.net

This program is free software; you can redistribute it and/or modify it under the terms of the GNU General Public License as published by the Free Software Foundation, version 2 of the License. This program is distributed by the holder of the Copyright in the hope that it will be useful, but WITHOUT ANY WARRANTY by the holder of the Copyright; without even the implied warranty of MERCHANTABILITY or FITNESS FOR A PARTICULAR PURPOSE. See the GNU General Public License for more details.

License: GPLv2 (See below)

WireGuard for Linux

V1.0.20220627

Copyright (C) 2015-2019 Jason A. Donenfeld . All Rights Reserved.

This program is free software; you can redistribute it and/or modify it under the terms of the GNU General Public License as published by the Free Software Foundation, version 2 of the License. This program is distributed by the holder of the Copyright in the hope that it will be useful, but WITHOUT ANY WARRANTY by the holder of the Copyright; without even the implied warranty of MERCHANTABILITY or FITNESS FOR A PARTICULAR PURPOSE. See the GNU General Public License for more details.

License: GPLv2 (See below)

pppd

V2.4.7

Copyright © 1984-2000 Carnegie Mellon University. All rights reserved.

Copyright © 1993-2004 Paul Mackerras. All rights reserved.

Copyright © 1995 Pedro Roque Marques. All rights reserved.

Copyright © 1995 Eric Rosenquist. All rights reserved.

Copyright © 1999 Tommi Komulainen. All rights reserved.

Copyright © Andrew Tridgell 1999

Copyright © 2000 by Sun Microsystems, Inc. All rights reserved.

Copyright © 2001 by Sun Microsystems, Inc. All rights reserved.

Copyright © 2002 Google, Inc. All rights reserved.

The copyright notices contain the following statements. Redistribution and use in source and binary forms, with or without modification, are permitted provided that the following conditions are met:

1. Redistributions of source code must retain the above copyright notice, this list of conditions and the following disclaimer.
2. Redistributions in binary form must reproduce the above copyright notice, this list of conditions and the following disclaimer in the documentation and/or other materials provided with the distribution.
3. The name “Carnegie Mellon University” must not be used to endorse or promote products derived from this software without prior written permission. For permission or any legal details, please contact Office of Technology Transfer Carnegie Mellon University 5000 Forbes Avenue Pittsburgh, PA 15213-3890 (412) 268-4387, fax: (412) 268-7395 tech-transfer@andrew.cmu.edu 3b. The name(s) of the authors of this software must not be used to endorse or promote products derived from this software without prior written permission.

4. Redistributions of any form whatsoever must retain the following acknowledgments: “This product includes software developed by Computing Services at Carnegie Mellon University (<http://www.cmu.edu/computing/>).” “This product includes software developed by Paul Mackerras “. “This product includes software developed by Pedro Roque Marques “. “This product includes software developed by Tommi Komulainen “. CARNEGIE MELLON UNIVERSITY DISCLAIMS ALL WARRANTIES WITH REGARD TO THIS SOFTWARE, INCLUDING ALL IMPLIED WARRANTIES OF MERCHANTABILITY AND FITNESS, IN NO EVENT SHALL CARNEGIE MELLON UNIVERSITY BE LIABLE FOR ANY SPECIAL, INDIRECT OR CONSEQUENTIAL DAMAGES OR ANY DAMAGES WHATSOEVER RESULTING FROM LOSS OF USE, DATA OR PROFITS, WHETHER IN AN ACTION OF CONTRACT, NEGLIGENCE OR OTHER TORTIOUS ACTION, ARISING OUT OF OR IN CONNECTION WITH THE USE OR PERFORMANCE OF THIS SOFTWARE. THE AUTHORS OF THIS SOFTWARE DISCLAIM ALL WARRANTIES WITH REGARD TO THIS SOFTWARE, INCLUDING ALL IMPLIED WARRANTIES OF MERCHANTABILITY AND FITNESS, IN NO EVENT SHALL THE AUTHORS BE LIABLE FOR ANY SPECIAL, INDIRECT OR CONSEQUENTIAL DAMAGES OR ANY DAMAGES WHATSOEVER RESULTING FROM LOSS OF USE, DATA OR PROFITS, WHETHER IN AN ACTION OF CONTRACT, NEGLIGENCE OR OTHER TORTIOUS ACTION, ARISING OUT OF OR IN CONNECTION WITH THE USE OR PERFORMANCE OF THIS SOFTWARE.

License: BSD (See below)

rp-pppoe

V3.8

Copyright (C) 2001-2006 Roaring Penguin Software Inc.

This program is free software; you can redistribute it and/or modify it under the terms of the GNU General Public License as published by the Free Software Foundation, version 2 of the License. This program is distributed by the holder of the Copyright in the hope that it will be useful, but WITHOUT ANY WARRANTY by the holder of the Copyright; without even the implied warranty of MERCHANTABILITY or FITNESS FOR A PARTICULAR PURPOSE. See the GNU General Public License for more details.

License: GPLv2 (See below)

telnetcpd

V1.09

Copyright (c) 2002,2003 Thomas J Pinkl

THIS SOFTWARE IS PROVIDED “AS IS” AND ANY EXPRESSED OR IMPLIED WARRANTIES, INCLUDING, BUT NOT LIMITED TO, THE IMPLIED WARRANTIES OF MERCHANTABILITY AND FITNESS FOR A PARTICULAR PURPOSE ARE DISCLAIMED. IN NO EVENT SHALL Thomas J Pinkl OR HIS CONTRIBUTORS BE LIABLE FOR ANY DIRECT, INDIRECT, INCIDENTAL, SPECIAL, EXEMPLARY, OR CONSEQUENTIAL DAMAGES (INCLUDING, BUT NOT LIMITED TO, PROCUREMENT OF SUBSTITUTE GOODS OR SERVICES; LOSS OF USE, DATA, OR PROFITS; OR BUSINESS INTERRUPTION) HOWEVER CAUSED AND ON ANY THEORY OF LIABILITY, WHETHER IN CONTRACT, STRICT LIABILITY, OR TORT (INCLUDING NEGLIGENCE OR OTHERWISE) ARISING IN ANY WAY OUT OF THE USE OF THIS SOFTWARE, EVEN IF ADVISED OF THE POSSIBILITY OF SUCH DAMAGE.

License: Telnetcpd Public License, Version 1.0 (See below)

uboot

V1.1.3

This program is free software; you can redistribute it and/or modify it under the terms of the GNU General Public License as published by the Free Software Foundation, version 2 of the License. This program is distributed by the holder of the Copyright in the hope that it will be useful, but WITHOUT ANY WARRANTY by the holder of the Copyright; without even the implied warranty of MERCHANTABILITY or FITNESS FOR A PARTICULAR PURPOSE. See the GNU General Public License for more details.

License: GPLv2 (See below)

vrrpd

V0.4

Copyright (C) The Internet Society (1998).

This program is free software; you can redistribute it and/or modify it under the terms of the GNU General Public License as published by the Free Software Foundation, version 2 of the License. This program is distributed by the holder of the Copyright in the hope that it will be useful, but WITHOUT ANY WARRANTY by the holder of the Copyright; without even the implied warranty of MERCHANTABILITY or FITNESS FOR A PARTICULAR PURPOSE. See the GNU General Public License for more details.

xl2tpd

V1.3.10

Copyright (C) 1998 Adtran, Inc.

Copyright (C) 2002 Jeff McAdams

This program is free software; you can redistribute it and/or modify it under the terms of the GNU General Public License as published by the Free Software Foundation, version 2 of the License. This program is distributed by the holder of the Copyright in the hope that it will be useful, but WITHOUT ANY WARRANTY by the holder of the Copyright; without even the implied warranty of MERCHANTABILITY or FITNESS FOR A PARTICULAR PURPOSE. See the GNU General Public License for more details.

License: GPLv2 (See below)

zlib

V1.3.1

Copyright (C) 1995-2003 Mark Adler

Copyright (C) 1995-2022 Jean-loup Gailly & Mark Adler.

This software is provided 'as-is', without any express or implied warranty. In no event will the authors be held liable for any damages arising from the use of this software.

netcat

V0.7.1

Copyright (C) 2002 - 2004 Giovanni Giacobbi

This program is free software; you can redistribute it and/or modify it under the terms of the GNU General Public License as published by the Free Software Foundation, version 2 of the License. This program is distributed by the holder of the Copyright in the hope that it will be useful, but WITHOUT ANY WARRANTY by the holder of the Copyright; without even the implied warranty of MERCHANTABILITY or FITNESS FOR A PARTICULAR PURPOSE. See the GNU General Public License for more details.

License: GPLv2 (See below)

libexecinfo

V0.7.1

Copyright (c) 2003 Maxim Sobolev

THIS SOFTWARE IS PROVIDED "AS IS" AND WITHOUT ANY EXPRESS OR IMPLIED WARRANTIES, INCLUDING, WITHOUT LIMITATION, THE IMPLIED WARRANTIES OF MERCHANTABILITY AND FITNESS FOR A PARTICULAR PURPOSE.

License: BSD (See below)

masscan

V1.0.6

Copyright (c) 2013 Robert David Graham

This program is free software; you can redistribute it and/or modify it under the terms of the GNU General Public License as published by the Free Software Foundation, version 3 of the License. This program is distributed by the holder of the Copyright in the hope that it will be useful, but WITHOUT ANY WARRANTY by the holder of the Copyright; without even the implied warranty of MERCHANTABILITY or FITNESS FOR A PARTICULAR PURPOSE. See the GNU General Public License for more details.

License: GPLv3 (See below)

tcpdump

V4.99.5

Copyright (c) 2001 Seth Webster and others

THIS SOFTWARE IS PROVIDED "AS IS" AND WITHOUT ANY EXPRESS OR IMPLIED WARRANTIES, INCLUDING, WITHOUT LIMITATION, THE IMPLIED WARRANTIES OF MERCHANTABILITY AND FITNESS FOR A PARTICULAR PURPOSE.

License: BSD (See below)

mosquitto

V2.0.21

Copyright (c) 2009-2025 Roger Light

License: EPLv1.0EDLv1.0 (See below)

gdbm

V1.14.1

Copyright (c) 2016 - 2018 Sergey Poznyakoff gray@gnu.org

This program is free software; you can redistribute it and/or modify it under the terms of the GNU General Public License as published by the Free Software Foundation, version 3 of the License. This program is distributed by the holder of the Copyright in the hope that it will be useful, but WITHOUT ANY WARRANTY by the holder of the Copyright; without even the implied warranty of MERCHANTABILITY or FITNESS FOR A PARTICULAR PURPOSE. See the GNU General Public License for more details.

License: GPLv3 (See below)

gmp

V6.3.0

Copyright 1991, 1993-2016, 2018, 2024 Free Software Foundation, Inc.

This program is free software; you can redistribute it and/or modify it under the terms of the GNU General Public License as published by the Free Software Foundation, version 3 of the License. This program is distributed by the holder of the Copyright in the hope that it will be useful, but WITHOUT ANY WARRANTY by the holder of the Copyright; without even the implied warranty of MERCHANTABILITY or FITNESS FOR A PARTICULAR PURPOSE. See the GNU General Public License for more details.

License: GPLv3 (See below)

sqlite

V3.50.2

Copyright (c) 2000-2024 SQLite Consortium

License: Public Domain (See below)

MIT License

Permission is hereby granted, free of charge, to any person obtaining a copy of this software and associated documentation files (the "Software"), to deal in the Software without restriction, including without limitation the rights to use, modify, merge, publish, distribute, sublicense, and/or sell copies of the Software, and to permit persons to whom the Software is furnished to do so, subject to the The above copyright notice and this permission notice shall be included in all copies or substantial portions of the Software.

THE SOFTWARE IS PROVIDED "AS IS", WITHOUT WARRANTY OF ANY EXPRESS OR IMPLIED, INCLUDING BUT NOT LIMITED TO THE WARRANTIES OF MERCHANTABILITY, FITNESS FOR A PARTICULAR PURPOSE AND NONINFRINGEMENT.

IN NO EVENT SHALL THE AUTHORS OR COPYRIGHT HOLDERS BE LIABLE FOR ANY CLAIM, DAMAGES OR OTHER LIABILITY, WHETHER IN AN ACTION OF CONTRACT, TORT OR OTHERWISE, ARISING FROM, OUT OF OR IN CONNECTION WITH THE SOFTWARE OR THE USE OR OTHER DEALINGS IN THE SOFTWARE. BSD 3-Clause License

Redistribution and use in source and binary forms, with or without modification, are permitted provided that the following conditions are met:

- 1) Redistributions of source code must retain the above copyright notice, this list of conditions and the following disclaimer.
- 2) Redistributions in binary form must reproduce the above copyright notice, this list of conditions and the following disclaimer in the documentation and/or other materials provided with the distribution.
- 3) Neither the name of the ORGANIZATION nor the names of its contributors may be used to endorse or promote products derived from this software without specific prior written permission.

THIS SOFTWARE IS PROVIDED BY THE COPYRIGHT HOLDERS AND CONTRIBUTORS "AS IS" AND ANY EXPRESS OR IMPLIED WARRANTIES, INCLUDING, BUT NOT LIMITED TO, THE IMPLIED WARRANTIES OF MERCHANTABILITY AND FITNESS FOR A PARTICULAR PURPOSE ARE DISCLAIMED. IN NO EVENT SHALL THE COPYRIGHT HOLDER OR CONTRIBUTORS BE LIABLE FOR ANY DIRECT, INDIRECT, INCIDENTAL, SPECIAL, EXEMPLARY, OR CONSEQUENTIAL DAMAGES (INCLUDING, BUT NOT LIMITED TO, PROCUREMENT OF SUBSTITUTE GOODS OR SERVICES; LOSS OF USE, DATA, OR PROFITS; OR BUSINESS INTERRUPTION) HOWEVER CAUSED AND ON ANY THEORY OF LIABILITY, WHETHER IN CONTRACT, STRICT LIABILITY, OR TORT (INCLUDING NEGLIGENCE OR OTHERWISE) ARISING IN ANY WAY OUT OF THE USE OF THIS SOFTWARE, EVEN IF ADVISED OF THE POSSIBILITY OF SUCH DAMAGE.

GPLv2 License

GNU GENERAL PUBLIC LICENSE

Version 2, June 1991 Copyright (C) 1989, 1991 Free Software Foundation, Inc. 51 Franklin Street, Fifth Floor, Boston, MA 02110-1301, USA

Everyone is permitted to copy and distribute verbatim copies of this license document, but changing it is not allowed.

Preamble

The licenses for most software are designed to take away your freedom to share and change it. By contrast, the GNU General Public License is intended to guarantee your freedom to share and change free software—to make sure the software is free for all its users. This General Public License applies to most of the Free Software Foundation's software and to any other program whose authors commit to using it. (Some other Free Software Foundation software is covered by the GNU Lesser General Public License instead.) You can apply it to your programs, too.

When we speak of free software, we are referring to freedom, not price. Our General Public Licenses are designed to make sure that you have the freedom to distribute copies of free software (and charge for this service if you wish), that you receive source code or can get it if you want it, that you can change the software or use pieces of it in new free programs; and that you know you can do these things.

To protect your rights, we need to make restrictions that forbid anyone to deny you these rights or to ask you to surrender the rights. These restrictions translate to certain responsibilities for you if you distribute copies of the software, or if you modify it.

For example, if you distribute copies of such a program, whether gratis or for a fee, you must give the recipients all the rights that you have. You must make sure that they, too, receive or can get the source code. And you must show them these terms so they know their rights.

We protect your rights with two steps: (1) copyright the software, and (2) offer you this license which gives you legal permission to copy, distribute and/or modify the software.

Also, for each author's protection and ours, we want to make certain that everyone understands that there is no warranty for this free software. If the software is modified by someone else and passed on, we want its recipients to know that what they have is not the original, so that any problems introduced by others will not reflect on the original authors' reputations.

Finally, any free program is threatened constantly by software patents. We wish to avoid the danger that redistributors of a free program will individually obtain patent licenses, in effect making the program proprietary. To prevent this, we have made it clear that any patent must be licensed for everyone's free use or not licensed at all.

The precise terms and conditions for copying, distribution and modification follow.

TERMS AND CONDITIONS FOR COPYING, DISTRIBUTION AND MODIFICATION

0. This License applies to any program or other work which contains a notice placed by the copyright holder saying it may be distributed under the terms of this General Public License. The "Program", below, refers to any such program or work, and a "work based on the Program" means either the Program or any derivative work under copyright law: that is to say, a work containing the Program or a portion of it, either verbatim or with modifications and/or translated into another language. (Hereinafter, translation is included without limitation in the term "modification".) Each licensee is addressed as "you". Activities other than copying, distribution and modification are not covered by this License; they are outside its scope. The act of running the Program is not restricted, and the output from the Program is covered only if its contents constitute a work based on the Program (independent of having been made by running the Program). Whether that is true depends on what the Program does.

1. You may copy and distribute verbatim copies of the Program's source code as you receive it, in any medium, provided that you conspicuously and appropriately publish on each copy an appropriate copyright notice and disclaimer of warranty; keep intact all the notices that refer to this License and to the absence of any warranty; and give any other recipients of the Program a copy of this License along with the Program. You may charge a fee for the physical act of transferring a copy, and you may at your option offer warranty protection in exchange for a fee.

2. You may modify your copy or copies of the Program or any portion of it, thus forming a work based on the Program, and copy and distribute such modifications or work under the terms of Section 1 above, provided that you also meet all of these conditions:

a) You must cause the modified files to carry prominent notices stating that you changed the files and the date of any change.

b) You must cause any work that you distribute or publish, that in whole or in part contains or is derived from the Program or any part thereof, to be licensed as a whole at no charge to all third parties under the terms of this License.

c) If the modified program normally reads commands interactively when run, you must cause it, when started running for such interactive use in the most ordinary way, to print or display an announcement including an appropriate copyright notice and a notice that there is no warranty (or else, saying that you provide a warranty) and that users may redistribute the program under these conditions, and telling the user how to view a copy of this License. (Exception: if the Program itself is interactive but does not normally print such an announcement, your work based on the Program is not required to print an announcement.)

These requirements apply to the modified work as a whole. If identifiable sections of that work are not derived from the Program, and can be reasonably considered independent and separate works in themselves, then this License, and its terms, do not apply to those sections when you distribute them as separate works. But when you distribute the same sections as part of a whole which is a work based on the Program, the distribution of the whole must be on the terms of this License, whose permissions for other licensees extend to the entire whole, and thus to each and every part regardless of who wrote it.

Thus, it is not the intent of this section to claim rights or contest your rights to work written entirely by you; rather, the intent is to exercise the right to control the distribution of derivative or collective works based on the Program.

In addition, mere aggregation of another work not based on the Program with the Program (or with a work based on the Program) on a volume of a storage or distribution medium does not bring the other work under the scope of this License.

3. You may copy and distribute the Program (or a work based on it, under Section 2) in object code or executable form under the terms of Sections 1 and 2 above provided that you also do one of the following:

a) Accompany it with the complete corresponding machine-readable source code, which must be distributed under the terms of Sections 1 and 2 above on a medium customarily used for software interchange; or,

b) Accompany it with a written offer, valid for at least three years, to give any third party, for a charge no more than your cost of physically performing source distribution, a complete machine-readable copy of the corresponding source code, to be distributed under the terms of Sections 1 and 2 above on a medium customarily used for software interchange; or,

c) Accompany it with the information you received as to the offer to distribute corresponding source code. (This alternative is allowed only for noncommercial distribution and only if you received the program in object code or executable form with such an offer, in accord with Subsection b above.)

The source code for a work means the preferred form of the work for making modifications to it. For an executable work, complete source code means all the source code for all modules it contains, plus any associated interface definition files, plus the scripts used to control compilation and installation of the executable. However, as a special exception, the source code distributed need not include anything that is normally distributed (in either source or binary form) with the major components (compiler, kernel, and so on) of the operating system on which the executable runs, unless that component itself accompanies the executable.

If distribution of executable or object code is made by offering access to copy from a designated place, then offering equivalent access to copy the source code from the same place counts as distribution of the source code, even though third parties are not compelled to copy the source along with the object code.

4. You may not copy, modify, sublicense, or distribute the Program except as expressly provided under this License. Any attempt otherwise to copy, modify, sublicense or distribute the Program is void, and will automatically terminate your rights under this License. However, parties who have received copies, or rights, from you under this License will not have their licenses terminated so long as such parties remain in full compliance.
5. You are not required to accept this License, since you have not signed it. However, nothing else grants you permission to modify or distribute the Program or its derivative works. These actions are prohibited by law if you do not accept this License. Therefore, by modifying or distributing the Program (or any work based on the Program), you indicate your acceptance of this License to do so, and all its terms and conditions for copying, distributing or modifying the Program or works based on it.
6. Each time you redistribute the Program (or any work based on the Program), the recipient automatically receives a license from the original licensor to copy, distribute or modify the Program subject to these terms and conditions. You may not impose any further restrictions on the recipients' exercise of the rights granted herein. You are not responsible for enforcing compliance by third parties to this License.
7. If, as a consequence of a court judgment or allegation of patent infringement or for any other reason (not limited to patent issues), conditions are imposed on you (whether by court order, agreement or otherwise) that contradict the conditions of this License, they do not excuse you from the conditions of this License. If you cannot distribute so as to satisfy simultaneously your obligations under this License and any other pertinent obligations, then as a consequence you may not distribute the Program at all. For example, if a patent license would not permit royalty-free redistribution of the Program by all those who receive copies directly or indirectly through you, then the only way you could satisfy both it and this License would be to refrain entirely from distribution of the Program.

If any portion of this section is held invalid or unenforceable under any particular circumstance, the balance of the section is intended to apply and the section as a whole is intended to apply in other circumstances.

It is not the purpose of this section to induce you to infringe any patents or other property right claims or to contest validity of any such claims; this section has the sole purpose of protecting the integrity of the free software distribution system, which is implemented by public license practices. Many people have made generous contributions to the wide range of software distributed through that system in reliance on consistent application of that system; it is up to the author/donor to decide if he or she is willing to distribute software through any other system and a licensee cannot impose that choice.

This section is intended to make thoroughly clear what is believed to be a consequence of the rest of this License.

8. If the distribution and/or use of the Program is restricted in certain countries either by patents or by copyrighted interfaces, the original copyright holder who places the Program under this License may add an explicit geographical distribution limitation excluding those countries, so that distribution is permitted only in or among countries not thus excluded. In such case, this License incorporates the limitation as if written in the body of this License.

9. The Free Software Foundation may publish revised and/or new versions of the General Public License from time to time. Such new versions will be similar in spirit to the present version, but may differ in detail to address new problems or concerns.

Each version is given a distinguishing version number. If the Program specifies a version number of this License which applies to it and “any later version”, you have the option of following the terms and conditions either of that version or of any later version published by the Free Software Foundation. If the Program does not specify a version number of this License, you may choose any version ever published by the Free Software Foundation.

10. If you wish to incorporate parts of the Program into other free programs whose distribution conditions are different, write to the author to ask for permission. For software which is copyrighted by the Free Software Foundation, write to the Free Software Foundation; we sometimes make exceptions for this. Our decision will be guided by the two goals of preserving the free status of all derivatives of our free software and of promoting the sharing and reuse of software generally. NO WARRANTY
11. BECAUSE THE PROGRAM IS LICENSED FREE OF CHARGE, THERE IS NO WARRANTY FOR THE PROGRAM, TO THE EXTENT PERMITTED BY APPLICABLE LAW. EXCEPT WHEN OTHERWISE STATED IN WRITING THE COPYRIGHT HOLDERS AND/OR OTHER PARTIES PROVIDE THE PROGRAM “AS IS” WITHOUT WARRANTY OF ANY KIND, EITHER EXPRESSED OR IMPLIED, INCLUDING, BUT NOT LIMITED TO, THE IMPLIED WARRANTIES OF MERCHANTABILITY AND FITNESS FOR A PARTICULAR PURPOSE. THE ENTIRE RISK AS TO THE QUALITY AND PERFORMANCE OF THE PROGRAM IS WITH YOU. SHOULD THE PROGRAM PROVE DEFECTIVE, YOU ASSUME THE COST OF ALL NECESSARY SERVICING, REPAIR OR CORRECTION.
12. IN NO EVENT UNLESS REQUIRED BY APPLICABLE LAW OR AGREED TO IN WRITING WILL ANY COPYRIGHT HOLDER, OR ANY OTHER PARTY WHO MAY MODIFY AND/OR REDISTRIBUTE THE PROGRAM AS PERMITTED ABOVE, BE LIABLE TO YOU FOR DAMAGES, INCLUDING ANY GENERAL, SPECIAL, INCIDENTAL OR CONSEQUENTIAL DAMAGES ARISING OUT OF THE USE OR INABILITY TO USE THE PROGRAM (INCLUDING BUT NOT LIMITED TO LOSS OF DATA OR DATA BEING RENDERED INACCURATE OR LOSSES SUSTAINED BY YOU OR THIRD PARTIES OR A FAILURE OF THE PROGRAM TO OPERATE WITH ANY OTHER PROGRAMS), EVEN IF SUCH HOLDER OR OTHER PARTY HAS BEEN ADVISED OF THE POSSIBILITY OF SUCH DAMAGES.

END OF TERMS AND CONDITIONS

GPLv3 License

GNU GENERAL PUBLIC LICENSE Version 3, 29 June 2007 Copyright (C) 2007 Free Software Foundation, Inc. <https://fsf.org/> 51 Franklin Street, Fifth Floor, Boston, MA 02110-1301, USA

Everyone is permitted to copy and distribute verbatim copies of this license document, but changing it is not allowed..

Preamble

The GNU General Public License is a free, copyleft license for software and other kinds of works.

The licenses for most software and other practical works are designed to take away your freedom to share and change the works. By contrast, the GNU General Public License is intended to guarantee your freedom to share and change all versions of a program—to make sure it remains free software for all its users. We, the Free Software Foundation, use the GNU General Public License for most of our software; it applies also to any other work released this way by its authors. You can apply it to your programs, too.

When we speak of free software, we are referring to freedom, not price. Our General Public Licenses are designed to make sure that you have the freedom to distribute copies of free software (and charge for them if you wish), that you receive source code or can get it if you want it, that you can change the software or use pieces of it in new free programs, and that you know you can do these things.

To protect your rights, we need to prevent others from denying you these rights or asking you to surrender the rights. Therefore, you have certain responsibilities if you distribute copies of the software, or if you modify it: responsibilities to respect the freedom of others.

For example, if you distribute copies of such a program, whether gratis or for a fee, you must pass on to the recipients the same freedoms that you received. You must make sure that they, too, receive or can get the source code. And you must show them these terms so they know their rights.

Developers that use the GNU GPL protect your rights with two steps: (1) assert copyright on the software, and (2) offer you this License giving you legal permission to copy, distribute and/or modify it.

For the developers' and authors' protection, the GPL clearly explains that there is no warranty for this free software. For both users' and authors' sake, the GPL requires that modified versions be marked as changed, so that their problems will not be attributed erroneously to authors of previous versions.

Some devices are designed to deny users access to install or run modified versions of the software inside them, although the manufacturer can do so. This is fundamentally incompatible with the aim of protecting users' freedom to change the software. The systematic pattern of such abuse occurs in the area of products for individuals to use, which is precisely where it is most unacceptable. Therefore, we have designed this version of the GPL to prohibit the practice for those products. If such problems arise substantially in other domains, we stand ready to extend this provision to those domains in future versions of the GPL, as needed to protect the freedom of users.

Finally, every program is threatened constantly by software patents. States should not allow patents to restrict development and use of software on general-purpose computers, but in those that do, we wish to avoid the special danger that patents applied to a free program could make it effectively proprietary. To prevent this, the GPL assures that patents cannot be used to render the program non-free.

The precise terms and conditions for copying, distribution and modification follow.

TERMS AND CONDITIONS

0. Definitions.

"This License" refers to version 3 of the GNU General Public License.

"Copyright" also means copyright-like laws that apply to other kinds of works, such as semiconductor masks.

"The Program" refers to any copyrightable work licensed under this License. Each licensee is addressed as "you". "Licensees" and "recipients" may be individuals or organizations.

To "modify" a work means to copy from or adapt all or part of the work in a fashion requiring copyright permission, other than the making of an exact copy. The resulting work is called a "modified version" of the earlier work or a work "based on" the earlier work.

A "covered work" means either the unmodified Program or a work based on the Program.

To "propagate" a work means to do anything with it that, without permission, would make you directly or secondarily liable for infringement under applicable copyright law, except executing it on a computer or modifying a private copy. Propagation includes copying, distribution (with or without modification), making available to the public, and in some countries other activities as well.

To "convey" a work means any kind of propagation that enables other parties to make or receive copies. Mere interaction with a user through a computer network, with no transfer of a copy, is not conveying.

An interactive user interface displays "Appropriate Legal Notices" to the extent that it includes a convenient and prominently visible feature that (1) displays an appropriate copyright notice, and (2) tells the user that there is no warranty for the work (except to the extent that warranties are provided), that licensees may convey the work under this License, and how to view a copy of this License. If the interface presents a list of user commands or options, such as a menu, a prominent item in the list meets this criterion.

1. Source Code.

The "source code" for a work means the preferred form of the work for making modifications to it. "Object code" means any non-source form of a work.

A "Standard Interface" means an interface that either is an official standard defined by a recognized standards body, or, in the case of interfaces specified for a particular programming language, one that is widely used among developers working in that language.

The "System Libraries" of an executable work include anything, other than the work as a whole, that (a) is included in the normal form of packaging a Major Component, but which is not part of that Major Component, and (b) serves only to enable use of the work with that Major Component, or to implement a Standard Interface for which an implementation is available to the public in source code form. A "Major Component", in this context, means a

major essential component (kernel, window system, and so on) of the specific operating system (if any) on which the executable work runs, or a compiler used to produce the work, or an object code interpreter used to run it.

The “Corresponding Source” for a work in object code form means all the source code needed to generate, install, and (for an executable work) run the object code and to modify the work, including scripts to control those activities. However, it does not include the work’s System Libraries, or general-purpose tools or generally available free programs which are used unmodified in performing those activities but which are not part of the work. For example, Corresponding Source includes interface definition files associated with source files for the work, and the source code for shared libraries and dynamically linked subprograms that the work is specifically designed to require, such as by intimate data communication or control flow between those subprograms and other parts of the work.

The Corresponding Source need not include anything that users can regenerate automatically from other parts of the Corresponding Source.

The Corresponding Source for a work in source code form is that same work.

2. Basic Permissions.

All rights granted under this License are granted for the term of copyright on the Program, and are irrevocable provided the stated conditions are met. This License explicitly affirms your unlimited permission to run the unmodified Program. The output from running a covered work is covered by this License only if the output, given its content, constitutes a covered work. This License acknowledges your rights of fair use or other equivalent, as provided by copyright law.

You may make, run and propagate covered works that you do not convey, without conditions so long as your license otherwise remains in force. You may convey covered works to others for the sole purpose of having them make modifications exclusively for you, or provide you with facilities for running those works, provided that you comply with the terms of this License in conveying all material for which you do not control copyright. Those thus making or running the covered works for you must do so exclusively on your behalf, under your direction and control, on terms that prohibit them from making any copies of your copyrighted material outside their relationship with you.

Conveying under any other circumstances is permitted solely under the conditions stated below. Sublicensing is not allowed; section 10 makes it unnecessary.

3. Protecting Users’ Legal Rights From Anti-Circumvention Law.

No covered work shall be deemed part of an effective technological measure under any applicable law fulfilling obligations under article 11 of the WIPO copyright treaty adopted on 20 December 1996, or similar laws prohibiting or restricting circumvention of such measures.

When you convey a covered work, you waive any legal power to forbid circumvention of technological measures to the extent such circumvention is effected by exercising rights under this License with respect to the covered work, and you disclaim any intention to limit operation or modification of the work as a means of enforcing, against the work’s users, your or third parties’ legal rights to forbid circumvention of technological measures.

4. Conveying Verbatim Copies.

You may convey verbatim copies of the Program’s source code as you receive it, in any medium, provided that you conspicuously and appropriately publish on each copy an appropriate copyright notice; keep intact all notices stating that this License and any non-permissive terms added in accord with section 7 apply to the code; keep intact all notices of the absence of any warranty; and give all recipients a copy of this License along with the Program.

You may charge any price or no price for each copy that you convey, and you may offer support or warranty protection for a fee.

5. Conveying Modified Source Versions.

You may convey a work based on the Program, or the modifications to produce it from the Program, in the form of source code under the terms of section 4, provided that you also meet all of these conditions:

- a) The work must carry prominent notices stating that you modified it, and giving a relevant date.
- b) The work must carry prominent notices stating that it is released under this License and any conditions added under section 7. This requirement modifies the requirement in section 4 to “keep intact all notices”.

c) You must license the entire work, as a whole, under this License to anyone who comes into possession of a copy. This License will therefore apply, along with any applicable section 7 additional terms, to the whole of the work, and all its parts, regardless of how they are packaged. This License gives no permission to license the work in any other way, but it does not invalidate such permission if you have separately received it.

d) If the work has interactive user interfaces, each must display Appropriate Legal Notices; however, if the Program has interactive interfaces that do not display Appropriate Legal Notices, your work need not make them do so.

A compilation of a covered work with other separate and independent works, which are not by their nature extensions of the covered work, and which are not combined with it such as to form a larger program, in or on a volume of a storage or distribution medium, is called an “aggregate” if the compilation and its resulting copyright are not used to limit the access or legal rights of the compilation’s users beyond what the individual works permit. Inclusion of a covered work in an aggregate does not cause this License to apply to the other parts of the aggregate.

6. Conveying Non-Source Forms.

You may convey a covered work in object code form under the terms of sections 4 and 5, provided that you also convey the machine-readable Corresponding Source under the terms of this License, in one of these ways:

a) Convey the object code in, or embodied in, a physical product (including a physical distribution medium), accompanied by the Corresponding Source fixed on a durable physical medium customarily used for software interchange.

b) Convey the object code in, or embodied in, a physical product (including a physical distribution medium), accompanied by a written offer, valid for at least three years and valid for as long as you offer spare parts or customer support for that product model, to give anyone who possesses the object code either (1) a copy of the Corresponding Source for all the software in the product that is covered by this License, on a durable physical medium customarily used for software interchange, for a price no more than your reasonable cost of physically performing this conveying of source, or (2) access to copy the Corresponding Source from a network server at no charge.

c) Convey individual copies of the object code with a copy of the written offer to provide the Corresponding Source. This alternative is allowed only occasionally and noncommercially, and only if you received the object code with such an offer, in accord with subsection 6b.

d) Convey the object code by offering access from a designated place (gratis or for a charge), and offer equivalent access to the Corresponding Source in the same way through the same place at no further charge. You need not require recipients to copy the Corresponding Source along with the object code. If the place to copy the object code is a network server, the Corresponding Source may be on a different server (operated by you or a third party) that supports equivalent copying facilities, provided you maintain clear directions next to the object code saying where to find the Corresponding Source. Regardless of what server hosts the Corresponding Source, you remain obligated to ensure that it is available for as long as needed to satisfy these requirements.

e) Convey the object code using peer-to-peer transmission, provided you inform other peers where the object code and Corresponding Source of the work are being offered to the general public at no charge under subsection 6d.

A separable portion of the object code, whose source code is excluded from the Corresponding Source as a System Library, need not be included in conveying the object code work.

A “User Product” is either (1) a “consumer product”, which means any tangible personal property which is normally used for personal, family, or household purposes, or (2) anything designed or sold for incorporation into a dwelling. In determining whether a product is a consumer product, doubtful cases shall be resolved in favor of coverage. For a particular product received by a particular user, “normally used” refers to a typical or common use of that class of product, regardless of the status of the particular user or of the way in which the particular user actually uses, or expects or is expected to use, the product. A product is a consumer product regardless of whether the product has substantial commercial, industrial or non-consumer uses, unless such uses represent the only significant mode of use of the product.

“Installation Information” for a User Product means any methods, procedures, authorization keys, or other information required to install and execute modified versions of a covered work in that User Product from a modified version of its Corresponding Source. The information must suffice to ensure that the continued functioning of the modified object code is in no case prevented or interfered with solely because modification has been made.

If you convey an object code work under this section in, or with, or specifically for use in, a User Product, and the conveying occurs as part of a transaction in which the right of possession and use of the User Product is transferred to the recipient in perpetuity or for a fixed term (regardless of how the transaction is characterized), the Corresponding Source conveyed under this section must be accompanied by the Installation Information. But this requirement does not apply if neither you nor any third party retains the ability to install modified object code on the User Product (for example, the work has been installed in ROM).

The requirement to provide Installation Information does not include a requirement to continue to provide support service, warranty, or updates for a work that has been modified or installed by the recipient, or for the User Product in which it has been modified or installed. Access to a network may be denied when the modification itself materially and adversely affects the operation of the network or violates the rules and protocols for communication across the network.

Corresponding Source conveyed, and Installation Information provided, in accord with this section must be in a format that is publicly documented (and with an implementation available to the public in source code form), and must require no special password or key for unpacking, reading or copying.

7. Additional Terms.

“Additional permissions” are terms that supplement the terms of this License by making exceptions from one or more of its conditions. Additional permissions that are applicable to the entire Program shall be treated as though they were included in this License, to the extent that they are valid under applicable law. If additional permissions apply only to part of the Program, that part may be used separately under those permissions, but the entire Program remains governed by this License without regard to the additional permissions.

When you convey a copy of a covered work, you may at your option remove any additional permissions from that copy, or from any part of it. (Additional permissions may be written to require their own removal in certain cases when you modify the work.) You may place additional permissions on material, added by you to a covered work, for which you have or can give appropriate copyright permission.

Notwithstanding any other provision of this License, for material you add to a covered work, you may (if authorized by the copyright holders of that material) supplement the terms of this License with terms:

- a) Disclaiming warranty or limiting liability differently from the terms of sections 15 and 16 of this License; or
- b) Requiring preservation of specified reasonable legal notices or author attributions in that material or in the Appropriate Legal Notices displayed by works containing it; or
- c) Prohibiting misrepresentation of the origin of that material, or requiring that modified versions of such material be marked in reasonable ways as different from the original version; or
- d) Limiting the use for publicity purposes of names of licensors or authors of the material; or
- e) Declining to grant rights under trademark law for use of some trade names, trademarks, or service marks; or
- f) Requiring indemnification of licensors and authors of that material by anyone who conveys the material (or modified versions of it) with contractual assumptions of liability to the recipient, for any liability that these contractual assumptions directly impose on those licensors and authors.

All other non-permissive additional terms are considered “further restrictions” within the meaning of section 10. If the Program as you received it, or any part of it, contains a notice stating that it is governed by this License along with a term that is a further restriction, you may remove that term. If a license document contains a further restriction but permits relicensing or conveying under this License, you may add to a covered work material governed by the terms of that license document, provided that the further restriction does not survive such relicensing or conveying.

If you add terms to a covered work in accord with this section, you must place, in the relevant source files, a statement of the additional terms that apply to those files, or a notice indicating where to find the applicable terms.

Additional terms, permissive or non-permissive, may be stated in the form of a separately written license, or stated as exceptions; the above requirements apply either way.

8. Termination.

You may not propagate or modify a covered work except as expressly provided under this License. Any attempt otherwise to propagate or modify it is void, and will automatically terminate your rights under this License (including any patent licenses granted under the third paragraph of section 11).

However, if you cease all violation of this License, then your license from a particular copyright holder is reinstated (a) provisionally, unless and until the copyright holder explicitly and finally terminates your license, and (b) permanently, if the copyright holder fails to notify you of the violation by some reasonable means prior to 60 days after the cessation.

Moreover, your license from a particular copyright holder is reinstated permanently if the copyright holder notifies you of the violation by some reasonable means, this is the first time you have received notice of violation of this License (for any work) from that copyright holder, and you cure the violation prior to 30 days after your receipt of the notice.

Termination of your rights under this section does not terminate the licenses of parties who have received copies or rights from you under this License. If your rights have been terminated and not permanently reinstated, you do not qualify to receive new licenses for the same material under section 10.

9. Acceptance Not Required for Having Copies.

You are not required to accept this License in order to receive or run a copy of the Program. Ancillary propagation of a covered work occurring solely as a consequence of using peer-to-peer transmission to receive a copy likewise does not require acceptance. However, nothing other than this License grants you permission to propagate or modify any covered work. These actions infringe copyright if you do not accept this License. Therefore, by modifying or propagating a covered work, you indicate your acceptance of this License to do so.

10. Automatic Licensing of Downstream Recipients.

Each time you convey a covered work, the recipient automatically receives a license from the original licensors, to run, modify and propagate that work, subject to this License. You are not responsible for enforcing compliance by third parties with this License.

An “entity transaction” is a transaction transferring control of an organization, or substantially all assets of one, or subdividing an organization, or merging organizations. If propagation of a covered work results from an entity transaction, each party to that transaction who receives a copy of the work also receives whatever licenses to the work the party’s predecessor in interest had or could give under the previous paragraph, plus a right to possession of the Corresponding Source of the work from the predecessor in interest, if the predecessor has it or can get it with reasonable efforts.

You may not impose any further restrictions on the exercise of the rights granted or affirmed under this License. For example, you may not impose a license fee, royalty, or other charge for exercise of rights granted under this License, and you may not initiate litigation (including a cross-claim or counterclaim in a lawsuit) alleging that any patent claim is infringed by making, using, selling, offering for sale, or importing the Program or any portion of it.

11. Patents.

A “contributor” is a copyright holder who authorizes use under this License of the Program or a work on which the Program is based. The work thus licensed is called the contributor’s “contributor version”.

A contributor’s “essential patent claim” are all patent claims owned or controlled by the contributor, whether already acquired or hereafter acquired, that would be infringed by some manner, permitted by this License, of making, using, or selling its contributor version, but do not include claims that would be infringed only as a consequence of further modification of the contributor version. For purposes of this definition, “control” includes the right to grant patent sublicenses in a manner consistent with the requirements of this License.

Each contributor grants you a non-exclusive, worldwide, royalty-free patent license under the contributor’s essential patent claims, to make, use, sell, offer for sale, import and otherwise run, modify and propagate the contents of its contributor version.

In the following three paragraphs, a “patent license” is any express agreement or commitment, however denominated, not to enforce a patent (such as an express permission to practice a patent or covenant not to sue for patent infringement). To “grant” such a patent license to a party means to make such an agreement or commitment not to enforce a patent against the party.

If you convey a covered work, knowingly relying on a patent license, and the Corresponding Source of the work is not available for anyone to copy, free of charge and under the terms of this License, through a publicly available network server or other readily accessible means, then you must either (1) cause the Corresponding Source to be so available, or (2) arrange to deprive yourself of the benefit of the patent license for this particular work, or (3) arrange, in a manner consistent with the requirements of this License, to extend the patent license to downstream recipients. “Knowingly relying” means you have actual knowledge that, but for the patent license, your conveying the covered work in a country, or your recipient’s use of the covered work in a country, would infringe one or more identifiable patents in that country that you have reason to believe are valid.

If, pursuant to or in connection with a single transaction or arrangement, you convey, or propagate by procuring conveyance of, a covered work, and grant a patent license to some of the parties receiving the covered work authorizing them to use, propagate, modify or convey a specific copy of the covered work, then the patent license you grant is automatically extended to all recipients of the covered work and works based on it.

A patent license is “discriminator” if it does not include within the scope of its coverage, prohibits the exercise of, or is conditioned on the non-exercise of one or more of the rights that are specifically granted under this License. You may not convey a covered work if you are a party to an arrangement with a third party that is in the business of distributing software, under which you make payment to the third party based on the extent of your activity of conveying the work, and under which the third party grants, to any of the parties who would receive the covered work from you, a discriminatory patent license (a) in connection with copies of the covered work conveyed by you (or copies made from those copies), or (b) primarily for and in connection with specific products or compilations that contain the covered work, unless you entered into that arrangement, or that patent license was granted, prior to 28 March 2007.

Nothing in this License shall be construed as excluding or limiting any implied license or other defenses to infringement that may otherwise be available to you under applicable patent law.

12. No Surrender of Others’ Freedom.

If conditions are imposed on you (whether by court order, agreement or otherwise) that contradict the conditions of this License, they do not excuse you from the conditions of this License. If you cannot convey a covered work so as to satisfy simultaneously your obligations under this License and any other pertinent obligations, then as a consequence you may not convey it at all. For example, if you agree to terms that obligate you to collect a royalty for further conveying from those to whom you convey the Program, the only way you could satisfy both those terms and this License would be to refrain entirely from conveying the Program.

13. Use with the GNU Affero General Public License.

Notwithstanding any other provision of this License, you have permission to link or combine any covered work with a work licensed under version 3 of the GNU Affero General Public License into a single combined work, and to convey the resulting work. The terms of this License will continue to apply to the part which is the covered work, but the special requirements of the GNU Affero General Public License, section 13, concerning interaction through a network will apply to the combination as such.

14. Revised Versions of this License.

The Free Software Foundation may publish revised and/or new versions of the GNU General Public License from time to time. Such new versions will be similar in spirit to the present version, but may differ in detail to address new problems or concerns.

Each version is given a distinguishing version number. If the Program specifies that a certain numbered version of the GNU General Public License “or any later version” applies to it, you have the option of following the terms and conditions either of that numbered version or of any later version published by the Free Software Foundation. If the Program does not specify a version number of the GNU General Public License, you may choose any version ever published by the Free Software Foundation.

If the Program specifies that a proxy can decide which future versions of the GNU General Public License can be used, that proxy’s public statement of acceptance of a version permanently authorizes you to choose that version for the Program.

Later license versions may give you additional or different permissions. However, no additional obligations are imposed on any author or copyright holder as a result of your choosing to follow a later version.

15. Disclaimer of Warranty.

THERE IS NO WARRANTY FOR THE PROGRAM, TO THE EXTENT PERMITTED BY APPLICABLE LAW. EXCEPT WHEN OTHERWISE STATED IN WRITING THE COPYRIGHT HOLDERS AND/OR OTHER PARTIES PROVIDE THE PROGRAM “AS IS”; WITHOUT WARRANTY OF ANY KIND, EITHER EXPRESSED OR IMPLIED, INCLUDING, BUT NOT LIMITED TO, THE IMPLIED WARRANTIES OF MERCHANTABILITY AND FITNESS FOR A PARTICULAR PURPOSE. THE ENTIRE RISK AS TO THE QUALITY AND PERFORMANCE OF THE PROGRAM IS WITH YOU. SHOULD THE PROGRAM PROVE DEFECTIVE, YOU ASSUME THE COST OF ALL NECESSARY SERVICING, REPAIR OR CORRECTION.

16. Limitation of Liability.

IN NO EVENT UNLESS REQUIRED BY APPLICABLE LAW OR AGREED TO IN WRITING WILL ANY COPYRIGHT HOLDER, OR ANY OTHER PARTY WHO MODIFIES AND/OR CONVEYS THE PROGRAM AS PERMITTED ABOVE, BE LIABLE TO YOU FOR DAMAGES, INCLUDING ANY GENERAL, SPECIAL, INCIDENTAL OR CONSEQUENTIAL DAMAGES ARISING OUT OF THE USE OR INABILITY TO USE THE PROGRAM (INCLUDING BUT NOT LIMITED TO LOSS OF DATA OR DATA BEING RENDERED INACCURATE OR LOSSES SUSTAINED BY YOU OR THIRD PARTIES OR A FAILURE OF THE PROGRAM TO OPERATE WITH ANY OTHER PROGRAMS), EVEN IF SUCH HOLDER OR OTHER PARTY HAS BEEN ADVISED OF THE POSSIBILITY OF SUCH DAMAGES.

17. Interpretation of Sections 15 and 16.

If the disclaimer of warranty and limitation of liability provided above cannot be given local legal effect according to their terms, reviewing courts shall apply local law that most closely approximates an absolute waiver of all civil liability in connection with the Program, unless a warranty or assumption of liability accompanies a copy of the Program in return for a fee.

END OF TERMS AND CONDITIONS

PSF License

<https://docs.python.org/2/license.html>

Zlib License

zlib.h – interface of the ‘zlib’ general purpose compression library version 1.2.5, April 19th, 2010

Copyright (C) 1995-2010 Jean-loup Gailly and Mark Adler

This software is provided ‘as-is’, without any express or implied warranty. In no event will the authors be held liable for any damages arising from the use of this software.

Permission is granted to anyone to use this software for any purpose, including commercial applications, and to alter it and redistribute it freely, subject to the following restrictions:

1. The origin of this software must not be misrepresented; you must not claim that you wrote the original software. If you use this software in a product, an acknowledgment in the product documentation would be appreciated but is not required.
2. Altered source versions must be plainly marked as such, and must not be misrepresented as being the original software.
3. This notice may not be removed or altered from any source distribution.

Jean-loup Gailly Mark Adler jloup@gzip.org madler@alumni.caltech.edu

The data format used by the zlib library is described by RFCs (Request for Comments) 1950 to 1952 in the files <http://www.ietf.org/rfc/rfc1950.txt> (zlib format), [rfc1951.txt](http://www.ietf.org/rfc/rfc1951.txt) (deflate format) and [rfc1952.txt](http://www.ietf.org/rfc/rfc1952.txt) (gzip format).

CURL License

COPYRIGHT AND PERMISSION NOTICE

Copyright (c) 1996 - 2016, Daniel Stenberg, daniel@haxx.se, and many contributors, see the THANKS file.

All rights reserved.

Permission to use, copy, modify, and distribute this software for any purpose with or without fee is hereby granted, provided that the above copyright notice and this permission notice appear in all copies.

THE SOFTWARE IS PROVIDED "AS IS", WITHOUT WARRANTY OF ANY KIND, EXPRESS OR IMPLIED, INCLUDING BUT NOT LIMITED TO THE WARRANTIES OF MERCHANTABILITY, FITNESS FOR A PARTICULAR PURPOSE AND NONINFRINGEMENT OF THIRD PARTY RIGHTS. IN NO EVENT SHALL THE AUTHORS OR COPYRIGHT HOLDERS BE LIABLE FOR ANY CLAIM, DAMAGES OR OTHER LIABILITY, WHETHER IN AN ACTION OF CONTRACT, TORT OR OTHERWISE, ARISING FROM, OUT OF OR IN CONNECTION WITH THE SOFTWARE OR THE USE OR OTHER DEALINGS IN THE SOFTWARE.

Except as contained in this notice, the name of a copyright holder shall not be used in advertising or otherwise to promote the sale, use or other dealings in this Software without prior written authorization of the copyright holder.

OpenSSL License

Copyright (c) 1998-2016 The OpenSSL Project. All rights reserved.

Redistribution and use in source and binary forms, with or without modification, are permitted provided that the following conditions are met:

1. Redistributions of source code must retain the above copyright notice, this list of conditions and the following disclaimer.
2. Redistributions in binary form must reproduce the above copyright notice, this list of conditions and the following disclaimer in the documentation and/or other materials provided with the distribution.
3. All advertising materials mentioning features or use of this software must display the following acknowledgment: "This product includes software developed by the OpenSSL Project for use in the OpenSSL Toolkit. (<http://www.openssl.org/>)"
4. The names "OpenSSL Toolkit" and "OpenSSL Project" must not be used to endorse or promote products derived from this software without prior written permission. For written permission, please contact openssl-core@openssl.org.
5. Products derived from this software may not be called "OpenSSL" nor may "OpenSSL" appear in their names without prior written permission of the OpenSSL Project.
6. Redistributions of any form whatsoever must retain the following acknowledgment: "This product includes software developed by the OpenSSL Project for use in the OpenSSL Toolkit (<http://www.openssl.org/>)"

THIS SOFTWARE IS PROVIDED BY THE OpenSSL PROJECT "AS IS" AND ANY EXPRESSED OR IMPLIED WARRANTIES, INCLUDING, BUT NOT LIMITED TO, THE IMPLIED WARRANTIES OF MERCHANTABILITY AND FITNESS FOR A PARTICULAR PURPOSE ARE DISCLAIMED. IN NO EVENT SHALL THE OpenSSL PROJECT OR ITS CONTRIBUTORS BE LIABLE FOR ANY DIRECT, INDIRECT, INCIDENTAL, SPECIAL, EXEMPLARY, OR CONSEQUENTIAL DAMAGES (INCLUDING, BUT NOT LIMITED TO, PROCUREMENT OF SUBSTITUTE GOODS OR SERVICES; LOSS OF USE, DATA, OR PROFITS; OR BUSINESS INTERRUPTION) HOWEVER CAUSED AND ON ANY THEORY OF LIABILITY, WHETHER IN CONTRACT, STRICT LIABILITY, OR TORT (INCLUDING NEGLIGENCE OR OTHERWISE) ARISING IN ANY WAY OUT OF THE USE OF THIS SOFTWARE, EVEN IF ADVISED OF THE POSSIBILITY OF SUCH DAMAGE.

This product includes cryptographic software written by Eric Young (ey@cryptsoft.com). This product includes software written by Tim Hudson (tjh@cryptsoft.com).

Original SSLeay License

Copyright (C) 1995-1998 Eric Young (ey@cryptsoft.com) All rights reserved.

This package is an SSL implementation written by Eric Young (ey@cryptsoft.com). The implementation was written so as to conform with Netscape's SSL.

This library is free for commercial and non-commercial use as long as the following conditions are adhered to. The following conditions apply to all code found in this distribution, be it the RC4, RSA, lhash, DES, etc., code; not just the SSL code. The SSL documentation included with this distribution is covered by the same copyright terms except that the holder is Tim Hudson (tjh@cryptsoft.com).

Copyright remains Eric Young's, and as such any Copyright notices in the code are not to be removed. If this package is used in a product, Eric Young should be given attribution as the author of the parts of the library used. This can be in the form of a textual message at program startup or in documentation (online or textual) provided with the package.

Redistribution and use in source and binary forms, with or without modification, are permitted provided that the following conditions are met:

1. Redistributions of source code must retain the copyright notice, this list of conditions and the following disclaimer.
2. Redistributions in binary form must reproduce the above copyright notice, this list of conditions and the following disclaimer in the documentation and/or other materials provided with the distribution.
3. All advertising materials mentioning features or use of this software must display the following acknowledgement: "This product includes cryptographic software written by Eric Young (eay@cryptsoft.com)" The word 'cryptographic' can be left out if the routines from the library being used are not cryptographic related :-).
4. If you include any Windows specific code (or a derivative thereof) from the apps directory (application code) you must include an acknowledgement: "This product includes software written by Tim Hudson (tjh@cryptsoft.com)"

THIS SOFTWARE IS PROVIDED BY ERIC YOUNG ``AS IS'' AND ANY EXPRESS OR IMPLIED WARRANTIES, INCLUDING, BUT NOT LIMITED TO, THE IMPLIED WARRANTIES OF MERCHANTABILITY AND FITNESS FOR A PARTICULAR PURPOSE ARE DISCLAIMED. IN NO EVENT SHALL THE AUTHOR OR CONTRIBUTORS BE LIABLE FOR ANY DIRECT, INDIRECT, INCIDENTAL, SPECIAL, EXEMPLARY, OR CONSEQUENTIAL DAMAGES (INCLUDING, BUT NOT LIMITED TO, PROCUREMENT OF SUBSTITUTE GOODS OR SERVICES; LOSS OF USE, DATA, OR PROFITS; OR BUSINESS INTERRUPTION) HOWEVER CAUSED AND ON ANY THEORY OF LIABILITY, WHETHER IN CONTRACT, STRICT LIABILITY, OR TORT (INCLUDING NEGLIGENCE OR OTHERWISE) ARISING IN ANY WAY OUT OF THE USE OF THIS SOFTWARE, EVEN IF ADVISED OF THE POSSIBILITY OF SUCH DAMAGE.

The licence and distribution terms for any publically available version or derivative of this code cannot be changed. i.e. this code cannot simply be copied and put under another distribution licence [including the GNU Public Licence.]

Telnetcpd License

Telnetcpd Public License, Version 1.0, July 16, 2003

Copyright (c) 2002,2003 Thomas J Pinkl. All rights reserved.

Redistribution and use in source and binary forms, with or without modification, are permitted provided that the following conditions are met:

1. Redistributions of source code must retain the above copyright notice, this list of conditions and the following disclaimer.
2. Redistributions in binary form must reproduce the above copyright notice, this list of conditions and the following disclaimer in the documentation and/or other materials provided with the distribution.
3. The names of the software authors and copyright holders must not be used to endorse or promote products derived from this software without prior written permission. For written permission, please contact the copyright holder.

THIS SOFTWARE IS PROVIDED ``AS IS'' AND ANY EXPRESSED OR IMPLIED WARRANTIES, INCLUDING, BUT NOT LIMITED TO, THE IMPLIED WARRANTIES OF MERCHANTABILITY AND FITNESS FOR A PARTICULAR PURPOSE ARE DISCLAIMED. IN NO EVENT SHALL Thomas J Pinkl OR HIS CONTRIBUTORS BE LIABLE FOR ANY DIRECT, INDIRECT, INCIDENTAL, SPECIAL, EXEMPLARY, OR CONSEQUENTIAL DAMAGES (INCLUDING, BUT NOT LIMITED TO, PROCUREMENT OF SUBSTITUTE GOODS OR SERVICES; LOSS OF USE, DATA, OR PROFITS; OR BUSINESS INTERRUPTION) HOWEVER CAUSED AND ON ANY THEORY OF LIABILITY, WHETHER IN CONTRACT, STRICT LIABILITY, OR TORT (INCLUDING NEGLIGENCE OR OTHERWISE) ARISING IN ANY WAY OUT OF THE USE OF THIS SOFTWARE, EVEN IF ADVISED OF THE POSSIBILITY OF SUCH DAMAGE. Eclipse Public License - v 1.0

THE ACCOMPANYING PROGRAM IS PROVIDED UNDER THE TERMS OF THIS ECLIPSE PUBLIC LICENSE ("AGREEMENT"). ANY USE, REPRODUCTION OR DISTRIBUTION OF THE PROGRAM CONSTITUTES RECIPIENT'S ACCEPTANCE OF THIS AGREEMENT.

1. DEFINITIONS

“Contribution” means:

- a) in the case of the initial Contributor, the initial code and documentation distributed under this Agreement, and
- b) in the case of each subsequent Contributor:

i) changes to the Program, and ii) additions to the Program; where such changes and/or additions to the Program originate from and are distributed by that particular Contributor. A Contribution ‘originates’ from a Contributor if it was added to the Program by such Contributor itself or anyone acting on such Contributor’s behalf. Contributions do not include additions to the Program which: (i) are separate modules of software distributed in conjunction with the Program under their own license agreement, and (ii) are not derivative works of the Program.

“Contributor” means any person or entity that distributes the Program.

“Licensed Patents” mean patent claims licensable by a Contributor which are necessarily infringed by the use or sale of its Contribution alone or when combined with the Program.

“Program” means the Contributions distributed in accordance with this Agreement.

“Recipient” means anyone who receives the Program under this Agreement, including all Contributors.

2. GRANT OF RIGHTS

a) Subject to the terms of this Agreement, each Contributor hereby grants Recipient a non-exclusive, worldwide, royalty-free copyright license to reproduce, prepare derivative works of, publicly display, publicly perform, distribute and sublicense the Contribution of such Contributor, if any, and such derivative works, in source code and object code form.

b) Subject to the terms of this Agreement, each Contributor hereby grants Recipient a non-exclusive, worldwide, royalty-free patent license under Licensed Patents to make, use, sell, offer to sell, import and otherwise transfer the Contribution of such Contributor, if any, in source code and object code form. This patent license shall apply to the combination of the Contribution and the Program if, at the time the Contribution is added by the Contributor, such addition of the Contribution causes such combination to be covered by the Licensed Patents. The patent license shall not apply to any other combinations which include the Contribution. No hardware per se is licensed hereunder.

c) Recipient understands that although each Contributor grants the licenses to its Contributions set forth herein, no assurances are provided by any Contributor that the Program does not infringe the patent or other intellectual property rights of any other entity. Each Contributor disclaims any liability to Recipient for claims brought by any other entity based on infringement of intellectual property rights or otherwise. As a condition to exercising the rights and licenses granted hereunder, each Recipient hereby assumes sole responsibility to secure any other intellectual property rights needed, if any. For example, if a third party patent license is required to allow Recipient to distribute the Program, it is Recipient’s responsibility to acquire that license before distributing the Program.

d) Each Contributor represents that to its knowledge it has sufficient copyright rights in its Contribution, if any, to grant the copyright license set forth in this Agreement.

3. REQUIREMENTS

A Contributor may choose to distribute the Program in object code form under its own license agreement, provided that:

a) it complies with the terms and conditions of this Agreement; and

b) its license agreement:

i) effectively disclaims on behalf of all Contributors all warranties and conditions, express and implied, including warranties or conditions of title and non-infringement, and implied warranties or conditions of merchantability and fitness for a particular purpose;

ii) effectively excludes on behalf of all Contributors all liability for damages, including direct, indirect, special, incidental and consequential damages, such as lost profits;

iii) states that any provisions which differ from this Agreement are offered by that Contributor alone and not by any other party; and

iv) states that source code for the Program is available from such Contributor, and informs licensees how to obtain it in a reasonable manner on or through a medium customarily used for software exchange.

When the Program is made available in source code form:

- a) it must be made available under this Agreement; and
- b) a copy of this Agreement must be included with each copy of the Program.

Contributors may not remove or alter any copyright notices contained within the Program.

Each Contributor must identify itself as the originator of its Contribution, if any, in a manner that reasonably allows subsequent Recipients to identify the originator of the Contribution.

4. COMMERCIAL DISTRIBUTION

Commercial distributors of software may accept certain responsibilities with respect to end users, business partners and the like. While this license is intended to facilitate the commercial use of the Program, the Contributor who includes the Program in a commercial product offering should do so in a manner which does not create potential liability for other Contributors. Therefore, if a Contributor includes the Program in a commercial product offering, such Contributor ("Commercial Contributor") hereby agrees to defend and indemnify every other Contributor ("Indemnified Contributor") against any losses, damages and costs (collectively "Losses") arising from claims, lawsuits and other legal actions brought by a third party against the Indemnified Contributor to the extent caused by the acts or omissions of such Commercial Contributor in connection with its distribution of the Program in a commercial product offering. The obligations in this section do not apply to any claims or Losses relating to any actual or alleged intellectual property infringement. In order to qualify, an Indemnified Contributor must: a) promptly notify the Commercial Contributor in writing of such claim, and b) allow the Commercial Contributor to control, and cooperate with the Commercial Contributor in, the defense and any related settlement negotiations. The Indemnified Contributor may participate in any such claim at its own expense.

For example, a Contributor might include the Program in a commercial product offering, Product X. That Contributor is then a Commercial Contributor. If that Commercial Contributor then makes performance claims, or offers warranties related to Product X, those performance claims and warranties are such Commercial Contributor's responsibility alone. Under this section, the Commercial Contributor would have to defend claims against the other Contributors related to those performance claims and warranties, and if a court requires any other Contributor to pay any damages as a result, the Commercial Contributor must pay those damages.

5. NO WARRANTY

EXCEPT AS EXPRESSLY SET FORTH IN THIS AGREEMENT, THE PROGRAM IS PROVIDED ON AN "AS IS" BASIS, WITHOUT WARRANTIES OR CONDITIONS OF ANY KIND, EITHER EXPRESS OR IMPLIED INCLUDING, WITHOUT LIMITATION, ANY WARRANTIES OR CONDITIONS OF TITLE, NON-INFRINGEMENT, MERCHANTABILITY OR FITNESS FOR A PARTICULAR PURPOSE. Each Recipient is solely responsible for determining the appropriateness of using and distributing the Program and assumes all risks associated with its exercise of rights under this Agreement, including but not limited to the risks and costs of program errors, compliance with applicable laws, damage to or loss of data, programs or equipment, and unavailability or interruption of operations.

6. DISCLAIMER OF LIABILITY

EXCEPT AS EXPRESSLY SET FORTH IN THIS AGREEMENT, NEITHER RECIPIENT NOR ANY CONTRIBUTORS SHALL HAVE ANY LIABILITY FOR ANY DIRECT, INDIRECT, INCIDENTAL, SPECIAL, EXEMPLARY, OR CONSEQUENTIAL DAMAGES (INCLUDING WITHOUT LIMITATION LOST PROFITS), HOWEVER CAUSED AND ON ANY THEORY OF LIABILITY, WHETHER IN CONTRACT, STRICT LIABILITY, OR TORT (INCLUDING NEGLIGENCE OR OTHERWISE) ARISING IN ANY WAY OUT OF THE USE OR DISTRIBUTION OF THE PROGRAM OR THE EXERCISE OF ANY RIGHTS GRANTED HEREUNDER, EVEN IF ADVISED OF THE POSSIBILITY OF SUCH DAMAGES.

7. GENERAL

If any provision of this Agreement is invalid or unenforceable under applicable law, it shall not affect the validity or enforceability of the remainder of the terms of this Agreement, and without further action by the parties hereto, such provision shall be reformed to the minimum extent necessary to make such provision valid and enforceable.

If Recipient institutes patent litigation against any entity (including a cross-claim or counterclaim in a lawsuit) alleging that the Program itself (excluding combinations of the Program with other software or hardware) infringes

such Recipient's patent(s), then such Recipient's rights granted under Section 2(b) shall terminate as of the date such litigation is filed.

All Recipient's rights under this Agreement shall terminate if it fails to comply with any of the material terms or conditions of this Agreement and does not cure such failure in a reasonable period of time after becoming aware of such noncompliance. If all Recipient's rights under this Agreement terminate, Recipient agrees to cease use and distribution of the Program as soon as reasonably practicable. However, Recipient's obligations under this Agreement and any licenses granted by Recipient relating to the Program shall continue and survive.

Everyone is permitted to copy and distribute copies of this Agreement, but in order to avoid inconsistency the Agreement is copyrighted and may only be modified in the following manner. The Agreement Steward reserves the right to publish new versions (including revisions) of this Agreement from time to time. No one other than the Agreement Steward has the right to modify this Agreement. The Eclipse Foundation is the initial Agreement Steward. The Eclipse Foundation may assign the responsibility to serve as the Agreement Steward to a suitable separate entity. Each new version of the Agreement will be given a distinguishing version number. The Program (including Contributions) may always be distributed subject to the version of the Agreement under which it was received. In addition, after a new version of the Agreement is published, Contributor may elect to distribute the Program (including its Contributions) under the new version. Except as expressly stated in Sections 2(a) and 2(b) above, Recipient receives no rights or licenses to the intellectual property of any Contributor under this Agreement, whether expressly, by implication, estoppel or otherwise. All rights in the Program not expressly granted under this Agreement are reserved.

This Agreement is governed by the laws of the State of New York and the intellectual property laws of the United States of America. No party to this Agreement will bring a legal action under this Agreement more than one year after the cause of action arose. Each party waives its rights to a jury trial in any resulting litigation.

Eclipse Distribution License - v 1.0

Copyright (c) 2007, Eclipse Foundation, Inc. and its licensors.

All rights reserved.

Redistribution and use in source and binary forms, with or without modification, are permitted provided that the following conditions are met:

Redistributions of source code must retain the above copyright notice, this list of conditions and the following disclaimer.

Redistributions in binary form must reproduce the above copyright notice, this list of conditions and the following disclaimer in the documentation and/or other materials provided with the distribution.

Neither the name of the Eclipse Foundation, Inc. nor the names of its contributors may be used to endorse or promote products derived from this software without specific prior written permission.

THIS SOFTWARE IS PROVIDED BY THE COPYRIGHT HOLDERS AND CONTRIBUTORS "AS IS" AND ANY EXPRESS OR IMPLIED WARRANTIES, INCLUDING, BUT NOT LIMITED TO, THE IMPLIED WARRANTIES OF MERCHANTABILITY AND FITNESS FOR A PARTICULAR PURPOSE ARE DISCLAIMED. IN NO EVENT SHALL THE COPYRIGHT OWNER OR CONTRIBUTORS BE LIABLE FOR ANY DIRECT, INDIRECT, INCIDENTAL, SPECIAL, EXEMPLARY, OR CONSEQUENTIAL DAMAGES (INCLUDING, BUT NOT LIMITED TO, PROCUREMENT OF SUBSTITUTE GOODS OR SERVICES; LOSS OF USE, DATA, OR PROFITS; OR BUSINESS INTERRUPTION) HOWEVER CAUSED AND ON ANY THEORY OF LIABILITY, WHETHER IN CONTRACT, STRICT LIABILITY, OR TORT (INCLUDING NEGLIGENCE OR OTHERWISE) ARISING IN ANY WAY OUT OF THE USE OF THIS SOFTWARE, EVEN IF ADVISED OF THE POSSIBILITY OF SUCH DAMAGE.